

**TRIGANO**

trigano-camping.com



Furniture | Accessories | Tents | Awnings | Trailer tents

**2023 COLLECTION**



# Camping means TRIGANO!

*Since 1935, we've been accompanying you for all of your camping trips,  
helping you experience unforgettable holidays.*

The countless possibilities and cherished moments offered by camping holidays have given us the drive to innovate, so that we can accompany you as best as possible as you set out

camping and enjoying the great outdoors. From tents and awnings, not to forget trailer tents, we endeavour to develop products that meet your needs.

---

## Summary

**3**

Get to know us

**7**

Outdoor  
furniture

**35**

Camping  
accessories

**71**

TRIGANO  
tents

**83**

JAMET  
tents

**99**

TRIGANO  
awnings

**147**

TRIGANO  
Trailer tents

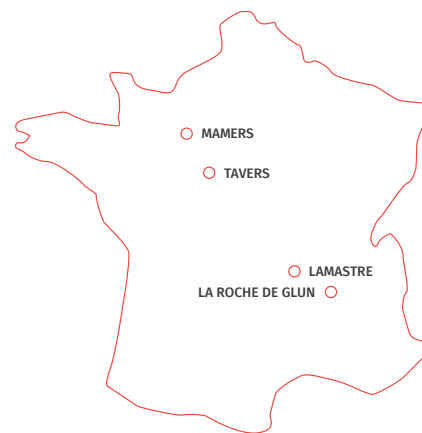
**165**

RACLET  
Trailer tents

# A leading French company

*The French leader in camping and recreational vehicle equipment*

A French group focused on manufacturing recreational vehicles and leisure equipment, TRIGANO has over 20 factories around Europe. TRIGANO MDC is an expert in the design, production and marketing of camping equipment, a historic TRIGANO activity. It earned its renown with the production of the very first "Canadienne" tents in the 1930s. We're driven by an aim to share and pass on our expertise, and to promote local production. We now employ over 400 individuals, spread across 4 production sites.




## 4 PRODUCTION SITES

**+ 400 EMPLOYEES + 4 KEY ACTIVITIES**

TRIGANO Camping | TRIGANO HPA  
TRIGANO Collectivités | Portable mattress.





## A little history

*The passion for camping was sparked in 1935*

**The story of this family-owned business dates back to 1935, when Edgard Trigano launched his company selling textile goods.**

In 1936, in the wake of the victory of the Popular Front, French people were able to take paid annual leave for the first time. TRIGANO provided them with their first canvas tents, including the "Canadienne", a square blue and orange tent which sold by the millions.

The camping boom had begun and, ever since, TRIGANO has accompanied happy campers, con-

stantly inventing new products right through to today. The company has been able to develop technical expertise across all of its ranges, meaning that it can offer innovative products backed by experienced teams. Comfort, autonomy and layout: Nothing is left to chance.

**Our brand has become a symbol of the perfect holiday, the freedom to escape from it all, enticing millions of people to seek out new experiences and get close to nature.**

# A comprehensive product range


---

*Our product ranges cover all of the  
needs you may have for outdoor activities.  
From trailer tents to furniture and accessories,  
not to forget awnings, there's certainly  
a TRIGANO product for you!*

---



TRAILER  
TENTS



MOTORHOME  
& CARAVAN AWNINGS



OUTDOOR  
CAMPING



FURNITURE  
CAMPING



ACCESSORIES  
TENTS

**TRIGANO**



Furniture

# 2023 New-in furniture



Electra lounge  
& beach chair

**23**



Mocha lounge  
& beach chair

**23**



Ultralight  
high-back chair

**14**




Ultralight  
table

**14**



Oval  
chair

**14**







# Overview

- 12 Stools & chairs
- 14 Armchairs
- 16 Reclining armchairs
- 20 Footrest
- 21 Camp beds
- 22 Chairs & beach trolleys
- 24 Tables
- 28 Storage units
- 30 Kitchen units & washing lines



Discover the Electra range  
through our video




*Our fabrics are carefully selected to make sure our armchairs are sturdy and stylish. We're delighted to be able to offer you the widest range of colours on the market.*

## POLYESTER RANGE

---


Our polyester fabrics are 600D, which is a water- and mould-resistant material, which makes our products well-suited to outdoor activities and their guarantee for an optimal lifespan.



## TEXTELINE RANGE

---


Texteline is a PVC-coated openwork fabric. It provides great comfort in the heat and is easy to clean with water.



## 3D MESH RANGE

---

3D mesh is a padded mesh fabric that is extremely comfortable to use. Its openwork weave makes it highly breathable and its outdoor coating means it is a durable material.



## DIMENSIONS

---

### The dimensions provided are:

length (depth) x width x height. The unit of measure varies from product to product.

This counts for open and closed product dimensions.

## TUBES

---

A large selection of lacquered paints offer optimal harmony with fabric colours. Most of our furniture range is created using aluminium with epoxy paint, to ensure an optimal lifespan for the frames. We also offer increased resistance with a granite finish option.



## FRAME PAINT

---

We want to provide you with high-quality products, and that is why the frames of our furniture items are painted using epoxy paint, **to ensure optimal resistance against scratches, impacts and other damage.**

Some listings also come with a granite-finish epoxy paint which ensures an even longer life span.



### RETRACTABLE STOOL

- M/M040T45  
BLACK

**MATERIAL** High-density polypropylene  
**OPEN DIMENSIONS** 48 x 25 x 25 cm  
**FOLDED DIMENSIONS** 6.5 x 25 x 25 cm  
**WEIGHT** 1.1 kg  
**MAX. LOAD** 180 kg

*Carry strap  
 In cardboard sleeve  
 Sold in sets of 10*

### STEEL STOOL

- M/M040W46  
ELECTRA
- M/M040J40  
GREY / BLACK / RED

**FABRIC** 600D durable polyester PVC-coated double thickness  
**FRAME:** Ø 19 mm lacquered steel  
**OPEN DIMENSIONS** 34 x 33 x 43 cm  
**FOLDED DIMENSIONS** 58 x 6 x 10 cm  
**WEIGHT** 1 kg  
**MAX. LOAD** 100 kg

*Carry strap  
 Shrink-wrapped  
 Sold in sets of 12*

### ALUMINIUM FOLDING STOOL

- M/M040C49  
MOCHA
- M/M040E37  
COCOON
- M/M040A48  
ELECTRA
- M/M040B23  
BLACK

**FABRIC** Texteline  
**FRAME** Ø 22 mm lacquered aluminium  
**OPEN DIMENSIONS** 41 x 41 x 47 cm  
**FOLDED DIMENSIONS** 60 x 42 x 5 cm  
**WEIGHT** 1 kg  
**MAX. LOAD** 80 kg

*Shrink-wrapped  
 Can add table top p.26  
 Sold in sets of 6*

+ Very compact and useful no matter where you are



+ Quick to open and fold



+ Quick to open and fold



+ Quick open  
Ventilated material



+ Quick open



### AIR FOLDING CHAIR

- M/M041R58 MOCHA
- M/M041Y36 COCOON

FABRIC Textline  
 FRAME Ø 19/16 mm lacquered steel  
 OPEN DIMENSIONS 45 x 47 x 43/80 cm  
 FOLDED DIMENSIONS 64 x 47 x 8 cm  
 WEIGHT 3 kg  
 MAX. LOAD 100 kg

*Shrink-wrapped  
 Sold in sets of 6*

### FOLDING CHAIR

- M/M041L55 ELECTRA
- M/M041W48 GREY / BLACK

FABRIC 600D durable polyester  
 FRAME Ø 19/16 mm lacquered steel  
 OPEN DIMENSIONS 45 x 47 x 43/80 cm  
 FOLDED DIMENSIONS 64 x 47 x 8 cm  
 WEIGHT 3 kg  
 MAX. LOAD 100 kg

*Shrink-wrapped  
 Sold in sets of 6*



Ultra-compact & lightweight  
+ Adjustable legs for optimal stability



**NEW!**

**1 | JAMET ULTRALIGHT CHAIR**

M/M042K263

FABRIC 600 x 300D polyester  
Honeycomb structure + mesh  
FRAME Ø 13 mm lacquered aluminium  
OPEN DIMENSIONS 32 x 47 x 37/70 cm  
FOLDED DIMENSIONS 51 x 11 x 11 cm  
WEIGHT 1.22 kg  
MAX. LOAD 100 kg

Travel bag  
With bag  
Sold in sets of 6

**NEW!**

**2 | ULTRALIGHT ARMCHAIR JAMET HIGH-BACK**

M/M042M277

FABRIC Honeycombed 420D polyester + mesh  
FRAME Ø 16 mm lacquered aluminium  
OPEN DIMENSIONS 52 x 37 x 45/105 cm  
FOLDED DIMENSIONS 55 x 15 x 12.5 cm  
WEIGHT 1.86 kg  
MAX. LOAD 100 kg

Travel bag  
With bag  
Sold in sets of 6

**NEW!**

**3 | JAMET ULTRALIGHT TABLE**

M/M045Y85

FABRIC Honeycombed 420D  
Ripstop polyester + mesh  
FRAME Ø 13 mm lacquered aluminium  
OPEN DIMENSIONS 58 x 47 x 39 cm  
FOLDED DIMENSIONS 44 x 13 x 13 cm  
WEIGHT 1.12 kg  
MAX. LOAD 30 kg

Travel bag  
With bag  
Sold in packs of 4

**4 | OVALE ARMCHAIR**

● M/M042L276

FABRIC 600 x 300D polyester  
FRAME Ø 16 mm lacquered aluminium  
OPEN DIMENSIONS 42 x 46 x 38/80 cm  
FOLDED DIMENSIONS 88 x 20 x 20 cm  
WEIGHT 4.7 kg  
MAX. LOAD. 100 kg

With bag  
Solid in packs of 6

**5 | MARS CHAIR**

● M/M042A257 ELECTRA ● M/M042E246 BLACK/GREY/RED

FABRIC 600 x 300D polyester  
FRAME Ø 16 mm lacquered steel  
OPEN DIMENSIONS 40 x 43 x 50/87 cm  
FOLDED DIMENSIONS 87 x 18 x 18 cm  
WEIGHT 3.1 kg  
MAX. LOAD 100 kg

Travel bag  
With bag  
Sold in sets of 6

**6 | STEEL CHAIR**

● M/M042C258 ELECTRA ● M/M042N226 GREY / BLACK

FABRIC 600D durable double-thickness polyester  
FRAME Ø 16 mm lacquered steel  
OPEN DIMENSIONS 54 x 55 x 40/89 cm  
FOLDED DIMENSIONS 89 x 13 x 13 cm  
WEIGHT 3.2 kg  
MAX. LOAD 100 kg

Travel bag  
With bag  
Sold in packs of 4



+ Comfortable lined foam seat, embracing form



+ Quick open Integrated cup-holder



+ Foam armrests ventilated backrest Excellent seat Stable & compact



7



+ Quick open Openwork material Extremely lightweight



+ Quick open Extremely lightweight



## 7 | TENSION CHAIR

M/M042M250  
ELECTRA

FABRIC 600D durable polyester  
FRAME Ø 25/12 mm lacquered steel  
OPEN DIMENSIONS 50 x 48 x 43/93 cm  
FOLDED DIMENSIONS 88 x 19 x 16 cm  
WEIGHT 4.2 kg  
MAX. LOAD 100 kg

Travel bag  
With bag  
Sold in sets of 6

## 8 | AIR DIRECTOR'S CHAIR

M/M042N214 COCOON M/M042C271 MOCHA

FABRIC Texteline  
FRAME Ø 25 mm lacquered aluminium  
OPEN DIMENSIONS 48 x 50 x 46/86 cm  
FOLDED DIMENSIONS 86 x 49 x 17 cm  
WEIGHT 2.9 kg  
MAX. LOAD 100 kg

Shrink-wrapped  
Sold in packs of 4

## 9 | DIRECTOR'S CHAIR

M/M042P251 ELECTRA M/M042M236 GREY/BLACK

FABRIC 600D polyester  
FRAME Ø 25 mm lacquered aluminium  
OPEN DIMENSIONS 48 x 50 x 46/86 cm  
FOLDED DIMENSIONS 86 x 49 x 17 cm  
WEIGHT 2.8 kg  
MAX. LOAD 100 kg

Shrink-wrapped  
Sold in packs of 4



### FLEX ALUMINIUM CHAIR

**M/M042R252**  
ELECTRA

FABRIC Texteline  
 FRAME Ø 22 mm lacquered aluminium  
 OPEN DIMENSIONS 51 x 55 x 46/117 cm  
 FOLDED DIMENSIONS 117 x 15 x 65 cm  
 WEIGHT 4.9 kg  
 MAX. LOAD 120 kg

*Shrink-wrapped*  
*Sold in packs of 4*

### ECO HIGH-BACK ALUMINIUM CHAIR

**M/M042H211**  
BASALT

FABRIC Texteline  
 FRAME Ø 32/20 mm aluminium  
 OPEN DIMENSIONS 47.5 x 41.5 x 47.5/117.5 cm  
 FOLDED DIMENSIONS 116 x 60 x 12 cm  
 WEIGHT 4.4 kg  
 MAX. LOAD 120 kg

*Shrink-wrapped*  
*Sold in packs of 4*

### SLIM LOW-BACK ALUMINIUM CHAIR

**M/M042M264** **M/M042T253**  
 MOCHA ELECTRA  
**M/M042G187**  
 COCOON

FABRIC Texteline  
 FRAME Ø 35/22 mm lacquered aluminium  
 OPEN DIMENSIONS 47 x 43 x 48/112 cm  
 FOLDED DIMENSIONS 101 x 63 x 8 cm  
 WEIGHT 4.8 kg  
 MAX. LOAD 120 kg

*Shrink-wrapped*  
*Option of added footrest p.26*  
*Sold in packs of 4*



+  
Height-adjustable  
headrest  
5 adjustable positions



Comfortable  
elastic



+  
7 adjustable  
positions



+  
7 adjustable  
positions  
Built-in headrest  
Compact



Extra-flat  
8 cm



Extra-flat  
8 cm



XL seat width

+  
7 adjustable  
positions  
Built-in headrest  
Compact



+  
Breathable and  
comfortable  
3D mesh  
7 positions  
Ultra-flat



+  
7 adjustable  
positions  
Built-in headrest  
Compact



Extra-flat  
10 cm



## XL SLIM LOW-BACK ALUMINIUM CHAIR

● M/M042X230  
COCOON

FABRIC Textiline  
FRAME  $\phi$  35/22 mm lacquered aluminium  
OPEN DIMENSIONS 55 x 43 x 48/112 cm  
FOLDED DIMENSIONS 101 x 71 x 9.5 cm  
WEIGHT 5 kg  
MAX. LOAD 120 kg

Shrink-wrapped  
Sold in packs of 4

## PREMIUM CHAIR

● M/M042T267 DARK BLUE ● M/M042R238 BLACK

FABRIC 3D Mesh with foam padding  
FRAME  $\phi$  35/20 mm lacquered aluminium  
OPEN DIMENSIONS 48 x 44 x 48/121 cm  
FOLDED DIMENSIONS 114 x 62 x 8 cm  
WEIGHT 5.2 kg  
MAX. LOAD 120 kg

Shrink-wrapped  
Sold in packs of 2

## SLIM HIGH-BACK ALUMINIUM CHAIR

● M/M042P265 MOCHA ● M/M042W254 ELECTRA  
● M/M042P191 COCOON

FABRIC Textiline  
FRAME  $\phi$  22 mm lacquered aluminium  
OPEN DIMENSIONS 48 x 41 x 48/122 cm  
FOLDED DIMENSIONS 112 x 63 x 10 cm  
WEIGHT 5 kg  
MAX. LOAD 120 kg

Shrink-wrapped  
Option of added footrest p.26  
Sold in packs of 4



### 1 | QUILTED CHAIR

- M/M042Z256 ELECTRA
- M/M042E245 GRAPHITE

FABRIC 600D polyester with foam padding  
 FRAME  $\phi$  35/22 mm lacquered aluminium  
 OPEN DIMENSIONS 51 x 45 x 51/124 cm  
 FOLDED DIMENSIONS 113 x 62 x 13 cm  
 WEIGHT 5.5 kg  
 MAX. LOAD 120 kg

*Shrink-wrapped*  
*Option of adding footrest p.26*  
*Sold in packs of 2*

### 2 | AIR QUILTED CHAIR

- M/M042A270 MOCHA

FABRIC Texteline  
 FRAME  $\phi$  22 mm lacquered aluminium  
 OPEN DIMENSIONS 43 x 47 x 48/120 cm  
 FOLDED DIMENSIONS 113 x 63 x 9 cm  
 WEIGHT 5.5 kg  
 MAX. LOAD 120 kg

*Shrink-wrapped*  
*Option of adding footrest p.26*  
*Sold in packs of 2*

### 3 | FURNITURE TRAVEL COVER

- M/M049E03 M - BLACK
- M/M049G04 XL - BLACK

FABRIC 600 x 300D polyester  
 M OPEN DIMENSIONS 120 x 72 x 24 cm  
 XL OPEN DIMENSIONS 130 x 80 x 20 cm  
 WEIGHT 0.5 kg  
 CONTENT 2 armchairs

*Shrink-wrapped*  
*Sold in packs of 10*



#### 4 | ALUMINIUM QUILTED AIR RELAX CHAIR

M/M043G28  
TORTOISESHELL

FABRIC Texteline  
FRAME Ø 22 mm lacquered aluminium  
OPEN DIMENSIONS 50.5 x 47.5 x 47/126 cm  
FOLDED DIMENSIONS 125 x 16 x 65 cm  
WEIGHT 5.9 kg  
MAX. LOAD 120 kg

In box  
Sold individually

#### 5 | RELAX CHAIR S

M/M043P33  
GREY

FABRIC Texteline  
FRAME Ø 19 mm lacquered steel  
OPEN DIMENSIONS 49 x 49 x 50/110 cm  
FOLDED DIMENSIONS 90 x 66 x 12 cm  
WEIGHT 6.8 kg  
MAX. LOAD 120 kg

In box  
Sold individually

#### 6 | RELAX CHAIR XL

M/M043N32  
GREY

FABRIC Texteline  
FRAME Ø 22 mm lacquered steel  
OPEN DIMENSIONS 58 X 51 X 51/112 cm  
FOLDED DIMENSIONS 100 x 72 x 14 cm  
WEIGHT 8.5 kg  
MAX. LOAD 120 kg

In box  
Sold individually

#### 7 | ALUMINIUM RELAX CHAIR

M/M043J30 COCOON  
M/M043H29 ELECTRA

FABRIC Texteline  
FRAME Ø 22 mm lacquered aluminium  
OPEN DIMENSIONS 50.5 x 47.5 x 47/126 cm  
FOLDED DIMENSIONS 125 x 16 x 65 cm  
WEIGHT 5.5 kg  
MAX. LOAD 120 kg

Shrink-wrapped  
Sold in packs of 4



Fits our armchairs:  
High-back aluminium armchairs,  
Low-back aluminium armchairs



Attachment system



Fits to the armchair:  
M/M042R238



Fits to the armchair:  
M/M042T267



**FOOTREST**

- M/M042R266 MOCHA
- M/M042Y255 ELECTRA
- M/M042H233 COCOON
- M/M042J248 GRAPHITE

FABRIC Texteline  
FRAME Ø 22 mm aluminium  
OPEN DIMENSIONS 70 x 47 x 49 cm  
FOLDED DIMENSIONS 70 x 47 x 5.5 cm  
WEIGHT 0.95 kg  
MAX. LOAD 30 kg

*Shrink-wrapped  
Sold in sets of 6*

**PREMIUM FOOTREST**

- M/M042E272 DARK BLUE
- M/M042G223 BLACK

FABRIC 3D Mesh with foam padding  
FRAME Ø 22 mm lacquered aluminium  
OPEN DIMENSIONS 70 x 47 x 49 cm  
FOLDED DIMENSIONS 70 x 47 x 5.5 cm  
WEIGHT 1 kg  
MAX. LOAD 30 kg

*Shrink-wrapped  
Sold in sets of 6*

**FOOTREST**

- M/M042T205 COCOON

FABRIC Texteline  
FRAME Ø 22 mm lacquered aluminium  
OPEN DIMENSIONS 89 x 47 x 45 cm  
FOLDED DIMENSIONS 89 x 47 x 8.5 cm  
WEIGHT 1.4 kg  
MAX. LOAD 30 kg

*Shrink-wrapped  
Sold in sets of 6*



+ Optimal compact design  
Ultra-lightweight



3 303000 007824



+ Great sleeping height Quick and compact folding  
Easy to transport



3 303000 019933



### ALUMINIUM CAMP BED

 M/M044R08  
BLUE

FABRIC 600D durable polyester  
PE coating  
FRAME extra-thick, ribbed, square  
anodised aluminium Ø 32 x 25 mm tubes  
OPEN DIMENSIONS 190 x 66 x 40 cm  
FOLDED DIMENSIONS 95 x 19 x 13 cm  
WEIGHT 5 kg  
MAX. LOAD 100 kg

*In bag  
Travel bag  
Sold in packs of 4*

### CAMP BED

 M/M044G15  
GREY / BLACK

FABRIC 600D polyester  
FRAME Ø 22 mm lacquered steel  
OPEN DIMENSIONS 190 x 65 x 45 cm  
FOLDED DIMENSIONS 97 x 14 x 17 cm  
WEIGHT 8.1 kg  
MAX. LOAD 110 kg

*In bag  
Travel bag  
Sold in packs of 2*



FIND OUR BEACH SHELTERS ON P. 75

### COMFORT BEACH CHAIR

 M/M042D209  
MINT BLUE

FABRIC Texteline  
FRAME Aluminium  
OPEN DIMENSIONS 40 x 64 x 34/105 cm  
FOLDED DIMENSIONS 92 x 64 x 13 cm  
WEIGHT 2.6 kg  
MAX. LOAD 100 kg

*Shrink-wrapped  
Sold individually*

### ANIMAL CHAIRS

M/M046E26R - M/M046E26R - M/M046E26M  
PENGUIN - ELEPHANT - BEAR

FABRIC 600D PVC-coated polyester  
FRAME Ø 16 mm lacquered steel  
OPEN DIMENSIONS 28 x 30 x 30/62 cm  
FOLDED DIMENSIONS 64 x 12 x 12 cm  
WEIGHT 2.1 kg  
MAX. LOAD 60 kg

*Carry bag  
In bag  
Sold in sets of 6*

### LOUNGER

 M/M041W60  
MOCHA  M/M041P57  
ELECTRA

FABRIC Texteline  
FRAME Ø 19/22 mm lacquered steel  
OPEN DIMENSIONS 89 x 48 x 43/83 cm  
FOLDED DIMENSIONS 121 x 53 x 4 cm  
WEIGHT 5.2 kg  
MAX. LOAD 100 kg

*Shrink-wrapped  
Sold in sets of 6*



- +**
- Extremely lightweight
- 4 positions
- Tall legs and tall backrest to make getting up easier
- Carry handles
- UV index



- +**
- Child safety
- Locking into open position
- Quick open



**NEW!**



Sealed edges for better resistance



- +**
- Quick open
- 3 adjustable positions
- Sweat-wicking material
- UV index



- +**
- Quick open
- Folds into a bag
- UV index



**NEW!**



- +**
- Quick open
- Sweat-wicking material
- UV index



- +**
- Large capacity
- All-terrain
- UV index
- Multi-use
- Easy to transport
- Compact

### FOLDING BEACH CHAIR

- M/M041J54 GREY GREEN

FABRIC Texteline  
 FRAME Ø 25/16 mm lacquered steel  
 OPEN DIMENSIONS 47 x 38 x 40/67 cm  
 FOLDED DIMENSIONS 89 x 16 x 13 cm  
 WEIGHT 2.8 kg  
 MAX. LOAD 80 kg

Carry bag  
 In bag  
 Sold in sets of 6

### BEACH CHAIR

- M/M041Y61 ELECTRA
- M/M041T59 MOCHA
- M/M041N56 EMERALD

FABRIC Texteline  
 FRAME Ø 22 mm lacquered steel  
 OPEN DIMENSIONS 35 x 48 x 34/60 cm  
 FOLDED DIMENSIONS 82 x 48 x 5 cm  
 WEIGHT 3 kg  
 MAX. LOAD 120 kg

Shrink-wrapped  
 Sold in sets of 6

### ALL-TERRAIN FOLDING TROLLEY

- M/M050F04 GREY / RED

FABRIC 600D polyester  
 FRAME Ø 19/25 mm lacquered steel  
 OPEN DIMENSIONS 100 x 54 x 65 cm  
 FOLDED DIMENSIONS 86 x 43 x 27 cm  
 WEIGHT 12.5 kg  
 MAX. LOAD 100 kg

Carry bag  
 In bag  
 Sold individually



### 1 | TABLE + 2 IN-BUILT BENCH SEATS

● M/M045P68  
DRIFTWOOD

**TABLE TOP** Laminated wood with hoop in lacquered aluminium  
**LEGS** Ø 22 mm lacquered aluminium  
**TABLE DIMENSIONS** 93 x 82 x 72.5 cm  
**BENCH DIMENSIONS** 87 x 25 x 41 cm  
**CLOSED DIMENSIONS** 94.5 x 41.5 x 9.5 cm  
**WEIGHT** 9.8 kg  
**MAX. TABLE LOAD** 30 kg  
**MAX. BENCH LOAD** 120 kg

*In box  
Sold individually*

### 2 | PREMIUM CARRY CASE TABLE

● M/M045T70 DRIFTWOOD ● M/M045E60 GREY

**TABLE TOP** Laminated wood with hoop in aluminium  
**LEGS** aluminium Ø19, 22 and 25 mm matte and lacquered finish for the M/M045T70 reference  
**OPEN DIMENSIONS** 120 x 60 x 70 cm  
**FOLDED DIMENSIONS** 62.5 x 61 x 7 cm  
**WEIGHT** 4.7 kg  
**MAX. LOAD** 30 kg

*In box  
Sold individually*

### 3 | FAMILY CARRY CASE TABLE

● M/M045W71 DRIFTWOOD ● M/M045K66 GREY

**TABLE TOP** Laminated wood with hoop aluminium edge  
**LEGS** Ø 16/25 mm lacquered aluminium  
**OPEN DIMENSIONS** 180 x 70 x 70 cm  
**FOLDED DIMENSIONS** 72 x 62 x 11 cm  
**WEIGHT** 7.6 kg  
**MAX. LOAD** 30 kg

*In box  
Sold individually*





**+**  
Set of 2 benches and  
1 table for 4 people  
Wooden décor  
Carry handle  
Space for parasol



**1**



**+**  
With carry handle  
Oblique legs offering great stability and the  
option to eat at the end of the table



**2**



**+**  
Extra-long  
Oblique legs offering great stability  
and the option to eat at the end of  
the table



**3**



**2**



**4** **+**  
Easy to transport  
with its handle  
Ideal as a side table  
for dining on the floor



**3**

#### 4 | MINI SUITCASE TABLE

- M/M045Y72 DRIFTWOOD
- M/M045P31 GREY

**TABLE TOP** Laminated wood with hoop  
in lacquered aluminium  
**LEGS** Ø 13 mm lacquered aluminium  
**OPEN DIMENSIONS** 60 x 40 x 25 cm  
**FOLDED DIMENSIONS** 40 x 30 x 4.5 cm  
**WEIGHT** 1.3 kg  
**MAX. LOAD** 30 kg

*Shrink-wrapped*  
*Sold in sets of 6*

#### 5 | PANEL FOR FOLDING STOOL

- M/M045G76 DRIFTWOOD

**TABLE TOP** Laminated wood with hoop  
aluminium edge  
**DIMENSIONS** 42 x 42 x 3.5 cm  
**WEIGHT** 0.8 kg  
**MAX. LOAD** 30 kg

*Shrink-wrapped*  
*Can be placed on top of stool models p.15*  
M/M040E37, M/M040B23,  
M/M040C49, M/M040A48  
*Sold in packs of 10*



**+**  
Can be placed on top of a stool,  
turning it into a side table



**5**



1

adjustable foot

A



B



C



2



+

Quick open Carry bag



3



4

A



adjustable foot

B



C



5

+

Suitable for heavy indoor / outdoor use  
Central folding



6

+

Suitable for heavy indoor / outdoor use



7



+

Extremely lightweight  
Tabletop resistant to high temperatures

Easy to clean  
Reinforced aluminium profile



Ultra-flat when folded



Tabletop resistant to high temperatures



Jointed legs designed to adapt to unstable terrains



Handle for easy height adjustment

**NEW!**

## 1 | ALUMINIUM TABLE 80 - 115 - 140

ALUMINIUM painted tabletop  
with new slat connection system  
via plastic chain  
LEGS  $\phi$  25 mm lacquered aluminium  
stabiliser bar  
MAX. LOAD 30 kg

**A - M/M045A73 - 80**

OPEN DIMENSIONS 84 x 62 x 70 cm  
FOLDED DIMENSIONS 95 x 21 x 10 cm  
WEIGHT 4.3 kg

**B - M/M045C74 - 115**

OPEN DIMENSIONS 115 x 70 x 70 cm  
FOLDED DIMENSIONS 109 x 21 x 14 cm  
WEIGHT 6 kg

**C - M/M045E75 - 140**

OPEN DIMENSIONS 140 x 80 x 70 cm  
FOLDED DIMENSIONS 21 x 17 x 134 cm  
WEIGHT 7.3 kg

*In bag & Carry bag  
Sold individually*

## 2 | ALUMINIUM TABLE

M/M045T21

TABLETOP White lacquered aluminium  
FRAME  $\phi$  19 mm lacquered steel  
OPEN DIMENSIONS 70 x 70 x 70 cm  
FOLDED DIMENSIONS 70 x 29.5 x 24.5 cm  
WEIGHT 4.2 kg  
MAX. LOAD 30 kg

*In bag  
Sold in packs of 4*

## 3 | HONEYCOMB TABLE

M/M045E88

Ultra-lightweight table, folds into bag for  
easy transport. The new honeycomb  
material offers an unparalleled weight/resistance  
combination. The table is UV-resistant  
and impermeable.

TABLETOP Moulded honeycomb PP +  
fibreglass

FRAME Aluminium

OPEN DIMENSIONS 100 x 68 x 52.5/70.5 cm

FOLDED DIMENSIONS 100 x 68 x 5 cm

WEIGHT 5.3 kg

MAX. LOAD 30 kg

*Polyester carry bag  
Sold individually*

**NEW!**

## 4 | BAMBOO TABLE

TABLETOP bamboo  
FRAME aluminium  
MAX. LOAD 50 kg

**A - M/M045W84 - Classic / Single-surface**

OPEN DIMENSIONS 100 x 70 x 56/72 cm  
FOLDED DIMENSIONS 100 x 70 x 5 cm  
WEIGHT 10.55 kg

**B - M/M045C87 - 2 folds**

OPEN DIMENSIONS 120 x 80 x 56/72 cm  
FOLDED DIMENSIONS 60 x 80 x 10 cm  
WEIGHT 13.1 kg

**C - M/M045A86 - 4 folds**

OPEN DIMENSIONS 100 x 60 x 48/66 cm  
FOLDED DIMENSIONS 100 x 16 x 12 cm  
WEIGHT 7.94 kg

*In box  
Sold individually*

## 5 | FOLDING POLYETHYLENE TABLE 180

M/M045H65

TABLE TOP High-density polyethylene  
40 mm thick HDPE  
FRAME Spray-painted  
 $\phi$  22 mm steel  
OPEN DIMENSIONS 182 x 76 x 74 cm  
FOLDED DIMENSIONS 76 x 91 cm  
WEIGHT 16 kg  
MAX. LOAD 226 kg

*In box  
Sold individually*

## 6 | POLYETHYLENE TABLE

*Can withstand a record weight of  
180 kg with a thick and shock-  
resistant tabletop / High UV- and  
humidity-resistance / Ergonomic  
frame allowing for extra leg space for  
people sitting at the end of the table.  
Compact / Manual locking system for  
perfect stability.*

**A - M/M045B61 - Polyethylene table 122**

Open dimensions 122 x 76 x 76 cm

Weight 11.7 kg

**B - M/M045C62 - Polyethylene table 182**TABLE TOP High-density polyethylene  
50 mm thick HDPE

FRAME Spray-painted steel

35 x 35 mm square shape

OPEN DIMENSIONS 182 x 76 x 76 cm

WEIGHT 15.9 kg

MAX. LOAD 180 kg

*In box  
Sold individually*

## 7 | PREMIUM TABLE

M/M045M67

TABLETOP Ridged laminated wood  
high temperatures with reinforced  
aluminium profile  
FRAME  $\phi$  25 mm lacquered aluminium  
OPEN DIMENSIONS 115 x 70 x 55/75 cm  
FOLDED DIMENSIONS 115 x 70 x 5 cm  
WEIGHT 7.4 kg  
MAX. LOAD 30 kg

*In box  
Sold individually*

## Storage units



### FOLDING STORAGE UNIT

● M/M047C62  
GREY / BLACK

FABRIC 500D durable polyester  
PVC coated  
FRAME  $\phi$  19 mm aluminium  
OPEN DIMENSIONS 60 x 52 x 96 cm  
FOLDED DIMENSIONS 62 X 56 X 9 cm  
WEIGHT 5.8 kg  
MAX. LOAD 30 kg

*In box  
Sold individually  
Travel bag*

### XL FOLDING STORAGE UNIT

● M/M047E63  
GREY / BLACK

FABRIC 500D durable polyester  
PVC coated  
FRAME  $\phi$  19 mm aluminium  
OPEN DIMENSIONS 66 x 40 x 140 cm  
FOLDED DIMENSIONS 80 X 11 X 60 cm  
WEIGHT 8.8 kg  
MAX. LOAD 30 kg

*In box  
Sold individually  
Travel bag*

### STORAGE UNIT WITH CLOTHES RAIL

● M/M047J66  
GREY / BLACK

FABRIC 500D durable polyester  
PVC coated  
FRAME  $\phi$  19 mm aluminium  
OPEN DIMENSIONS 90 x 67 x 140 cm  
FOLDED DIMENSIONS 90 x 80 x 11 cm  
WEIGHT 10.6 kg  
MAX. LOAD 30 kg

*In box  
Sold individually  
Travel bag*



Very compact once folded  
Aluminium hooped panels  
Assembled in 3 seconds  
Rear ventilation

Removable upper panel  
3 shelves  
Patterned print on shelves  
and upper panel



Very compact once folded  
Aluminium hooped panels  
Assembled in 3 seconds  
Rear ventilation

Removable upper panel  
4 shelves  
Patterned print on shelves  
and upper panel



Very compact once folded  
Aluminium hooped panels  
Assembled in 3 seconds  
Rear ventilation

Removable upper panel  
4 shelves and 1 large clothes rail  
Patterned print on shelves  
and upper panel



Pockets from  
storage



## STORAGE UNIT

M/M047N68  
GREY / BLACK

FABRIC 500D PVC-coated polyester  
FRAME ø 25 mm aluminium  
OPEN DIMENSIONS 58 x 47 x 140 cm  
FOLDED DIMENSIONS 67.5 x 40.5 x 9.5 cm  
WEIGHT 6.2 kg  
MAX. LOAD 30 kg

*In box  
Sold individually  
Travel bag*



Extremely compact  
Aluminium hooped panels  
With carry bag





### KITCHEN UNIT

● M/M047G64  
GREY / BLACK

FABRIC 500D PVC-coated polyester  
FRAME  $\phi$  25 mm aluminium  
OPEN DIMENSIONS 75 x 53 x 86/117 cm  
FOLDED DIMENSIONS 73 x 42 x 11 cm  
WEIGHT 7.5 kg  
MAX. LOAD 30 kg

*In box  
Sold individually  
Travel bag*

### FOLDING KITCHEN UNIT

● M/M047L67  
GREY / BLACK

FABRIC 500D PVC-coated polyester  
FRAME  $\phi$  19 mm aluminium  
PANELS 4  
OPEN DIMENSIONS 87 x 51 x 80/110 cm  
FOLDED DIMENSIONS 92 x 49 x 10 cm  
WEIGHT 7.9 kg  
MAX. LOAD 30 kg

*In box  
Sold individually  
Travel bag*

### TROLLEY KITCHEN UNIT

● M/M047P69  
GREY / BLACK

FABRIC 500D PVC-coated polyester  
FRAME  $\phi$  16/19 mm aluminium  
OPEN DIMENSIONS 143 x 48 x 79.5/110.5 cm  
FOLDED DIMENSIONS 73 x 42 x 11 cm  
WEIGHT 8.4 kg  
MAX. LOAD 30 kg

*In box  
Sold individually  
Travel bag*



- +** Compact
- Hooped aluminium shelves
- Fireguard
- 3 side pockets



3 303000 018059



- +** Assembled in 3 seconds
- Compact
- 4 hooped aluminium shelves
- Fireguard
- Rear ventilation



3 303000 019728



- +** Extremely compact
- Hooped aluminium lower shelves
- With carry bag
- Windbreaker
- Adjustable legs




3 303000 019711



Height-adjustable  
Attaches to ground with pegs  
4 branches



  
The fireguard can be installed  
on table or camping  
furniture  
Provides effective wind protection  
Easy installation using  
suction cups



## WASHING LINE

M/M049C02

FRAME  $\phi$  40 mm aluminium  
OPEN DIMENSIONS 158 x 158 x 143 cm  
FOLDED DIMENSIONS 79 x 21.5 x 15 cm  
WEIGHT 2.3 kg  
MAX. LOAD 25 kg

*In bag  
Sold in packs of 4  
Travel bag*

## FIREGUARD WITH SUCTION CUPS

M/M047T58

MATERIAL Lacquered steel  
OPEN DIMENSIONS 61.5 x 32.5 x 31 cm  
FOLDED DIMENSIONS 61.5 x 31 x 1 cm  
WEIGHT 1.2 kg

*In box  
Sold in packs of 5*




**TRIGANO**



## Accessories

# 2023 New-in camping



Mestic  
heating

**63**



Mugs +  
Vacuum bottle

**59**



Stainless steel  
flask

**59**



Absorption  
ice box range

**62**



Thermo-electric  
ice box range

**62**



Compressor  
ice box range

**62**



# Overview

36

Pegs

38

Attachments, poles & hooks

41

Sleeping space

47

Polydon

48

Showers

50

Lanterns & Lamps

53

Hygiene

54

Tools

56

Accessories and repairs

59

Flasks

60

Insulated bags

62


Ice boxes  
& Maintenance devices

64

Kitchen accessories

68

Groundsheets



**STEEL WIRE PEGS  
GALVANISED**

MADE IN FRANCE 



DIAMETER 4 mm  
LENGTH 150 mm  
WEIGHT 16 g

Bag of 10 pegs  
Sold in packs of 10



DIAMETER 4 mm  
LENGTH 180 mm  
WEIGHT 21 g



Diameter 4 mm  
Length 230 mm  
Weight 24 g



DIAMETER 5 mm  
LENGTH 280 mm  
WEIGHT 47 g



DIAMETER 7 mm  
LENGTH 230 mm  
WEIGHT 80 g

Bag of 6 pegs  
Sold in packs of 10



### STEEL ROCK PEGS SPECIFICALLY FOR HARD TERRAIN

MADE IN FRANCE

M/T20BR12S



DIAMETER 6 mm  
LENGTH 230 mm  
WEIGHT 53 g

Bag of 6 pegs  
Sold in packs of 10



### DURAL WIRE PEGS

MADE IN FRANCE

M/T20BW14XS



DIAMETER 5 mm  
LENGTH 170 mm  
WEIGHT 10 g

Bag of 10 pegs  
Sold in packs of 10



### REINFORCED AND RESISTANT PLASTIC PEGS

M/T20BT13S



LENGTH 200 mm  
WEIGHT 15 g

Bag of 4 pegs  
Sold in packs of 10



### GALVANISED & REINFORCED STEEL CORNER IRONS

MADE IN FRANCE

M/T20BE18S



THICKNESS 1.5 mm  
LENGTH 195 mm  
WEIGHT 60 g

Bag of 6 pegs  
Sold in packs of 10

M/T20BG19S



THICKNESS 1.5 mm  
LENGTH 290 mm  
WEIGHT 90 g



### CORNER IRONS GALVANISED STEEL

MADE IN FRANCE

M/T20BA05S



THICKNESS 1.0 mm  
LENGTH 180 mm  
WEIGHT 28 g

Bag of 10 pegs  
Sold in packs of 10

M/T20BA16S



THICKNESS 1.0 mm  
LENGTH 230 mm  
WEIGHT 35 g

M/T20BC17S



THICKNESS 1.0 mm  
LENGTH 290 mm  
WEIGHT 44 g



### SET OF ALUMINIUM PEGS

M/T20EA01



DIAMETER 6.8 mm  
LENGTH 180 mm  
WEIGHT 18 g

Bag of 8 pegs  
Sold in packs of 10



### SET OF DAC PEGS

M/T20EC02



DIAMETER 10 mm  
LENGTH 158 mm  
WEIGHT 11 g

Bag of 6 pegs  
Sold in packs of 10



**POLYPROPYLENE ROPE SPOOL**

M/T23AW01S



LENGTH 20 m  
DIAMETER 2.5 mm

*Bag with 1 rope  
Sold in packs of 10 bags*



**POLYPROPYLENE ROPES WITH GUYLINES**

M/T23AY02S



LENGTH 4 m of rope (x4)  
DIAMETER 2.5 mm  
GUYLINE 1 plastic guyline with 3 holes (x4)  
RING 1 plastic ring (x4)  
for pegs

*Bag with 4 complete sets  
Sold in packs of 10 bags*



**SKEIN OF BRAIDED COTTON CORD**

M/T23AA03S



CORD LENGTH 15 m  
CORD DIAMETER 3 mm  
SKEIN WEIGHT 70 g  
SKEIN DIAMETER 60 mm

*Bag with 2 skeins  
Sold in packs of 10 bags*



**ARCHED DURAL GUYLINE WITH 2 HOLES**

M/T22BL01XS



HOLE DIAMETER 5 mm

*Bag of 10 guylines  
Sold in packs of 10 bags*



**POLYPROPYLENE STRAP**

M/T23CA02S



*Highly durable, with zinc-plated steel buckle.*

LENGTH 200 cm  
WIDTH 2.5 cm

*Bag with 1 strap  
Sold in packs of 10 bags*



**TENSIONING STRAP**

M/T30AB17



*The storm straps mean you can safely pitch your awning, tent or trailer tent whilst ensuring total protection against winds and bad weather.*

DIMENSIONS 1300 x 5 x 2 mm  
WEIGHT 1.1 kg

*Bag with 1 strap  
Sold in packs of 10 bags*

**LARGE STEEL SUSPENSION HOOK**

M/T21AE03XS



*Can be used as a coat hook, S-hook, etc.*

DIMENSIONS 15 x 26 x 79 mm  
DIAMETER 4 mm

*Bag with 5 hooks  
Sold in packs of 10 bags*



**SUCTION CUP**

M/T25DE28S



SUCTION CUP with multi-use hook

*Bag of 1  
Sold in packs of 10 bags*



## FLEXIBLE FIBREGLASS POLE

*Metal joints + connectors + elements  
with adjustable length*

**MAX. LENGTH** 550 cm  
**DIAMETER** 9.5 mm  
**NUMBER OF PARTS** 11  
**ELASTIC CORD** 1  
**END ATTACHMENTS** 2

*Bag with 1 complete pole set  
Sold in packs of 10*



## RUBBER RINGS

*Specifically for camping*

*Bag of 10 straps  
Sold in packs of 10 bags*



**USE lower tent**  
**DIAMETER** 78 X 9 X 4 mm



M/T22AY01XS



**USE window**  
**DIAMETER** 46 X 3 X 3 mm



M/T22AC03XS



**USE interior**  
**DIAMETER** 160 X 4 X 4 mm



M/T22AA02XS



## RUBBER RING HONEYCOMB STRUCTURE FOR AWNING



*Guyline rubber.  
Spreads the tension from  
bottom edge of tent to pegs.*

**DIAMETER** 150 X 20 X 4 mm

*Bag of 5 rings  
Sold in packs of 10 bags*



## RUBBER RING HONEYCOMB ANCHOR FOR AWNINGS



*Gradual tension. The head  
sits in the tent bottom edge  
straps.*

**DIAMETER** 150 X 15 X 8 mm

*Bag of 5 rings  
Sold in packs of 10 bags*



## RUBBER RING DOUBLE EYELET FOR WINDOWS



**DIAMETER** 110 X 4 X 2 mm

*Bag of 10 rings  
Sold in packs of 10 bags*



**RIGHT-HAND BUNGEE CORD  
2 STEEL HOOKS**

M/T23BJ01S



*Plastic-lacquered steel.*

**LENGTH** 120 cm - extendible  
up to 230 cm  
**DIAMETER** 9 mm

*Bag with 2 bungee cords  
Sold in packs of 10 bags*



**PAIR OF CABLES**

M/T23BT05S



*Elastic polyethylene. Repairing arm-  
chairs, loungers, camp beds, trailers,  
pools, etc.*

**LENGTH** 425 cm  
**DIAMETER** 5.2 mm

*Bag with 2 ropes  
Sold in packs of 10 bags*



**LOWER TENT LOOP**

M/T22AP08S



*Elastic cord with zinc-plated hook.*

**LENGTH** 100 mm extendible  
up to 170 mm  
**DIAMETER** 5 mm

*Bag with 5 loops  
Sold in packs of 10 bags*

**MINI BUNGEE CORD WITH 2 HOOKS**

M/T23BL02XS



*Multi-purpose zinc-plated steel.*

**LENGTH** 20 cm, extendible up to 36 cm  
**DIAMETER** 4 mm

*Bag with 5 bungee cords  
Sold in sets of 10 bags*



**TRIFIX CLIP-ON DOUBLE BRACKET**

M/T21BC02S



*Bag of 3  
Sold in packs of 10 bags*







Sleeping space



**+** Polycotton lining for added comfort and quality

## SLEEPING BAG

M/T28LY39  
GREY



Comfortable temperature: 10 °C  
Extremes: 5 °C / 15 °C

OUTER MATERIAL polyester 190 T  
INNER MATERIAL polycotton  
FILLING Hollow fibres 250 g/m<sup>2</sup>  
DIMENSIONS 190 x 75 cm  
WEIGHT 1200 g  
COLOUR grey

Carry bag  
Sold in packs of 10

## SLEEPING BAG

M/T28KC05



100% cotton. Comfortable and soft.  
Can be used on its own or in a sleeping bag.  
Easy to clean: machine washable.  
Comes with storage bag. When used with a sleeping bag, it can increase the temperature by 5 °C.  
The mummy-shape is compatible with all sleeping bags, including "sarcophagus" sleeping bags.

MATERIAL cotton  
DIMENSIONS 241 x 86/56 cm  
BAG DIMENSIONS 17 x 10 x 8 cm  
WEIGHT 320 g

In bag  
Sold in packs of 10



**+**  
A Scout's best friend!



## PREMIUM SELF-INFLATING MATTRESS

M/T28GH04



*Inflates automatically when the valve is opened. Compact. Excellent insulation. Honeycombed foam for optimal sleeping comfort. Durable, weather-resistant polyester.*

**MATERIAL** 150D Oxford polyester, water-repellent

**VALVE** Plastic with quick-flow stopper, thickness 2.5 cm

**BAG DIMENSIONS** 198 x 63 x 5 cm

**FOLDED DIMENSIONS** 68 X 17 X 17 cm

**WEIGHT** 2.2 kg

**THICKNESS** 5 cm

*In bag*

*Sold in sets of 6*

*Comes with 2 elastic loops, a carry bag and a repair kit*

## ULTRA-LIGHT SPECIAL HIKING MATTRESS WITH BUILT-IN PUMP

M/T28LW38



*Ultra-compact and lightweight mattress (790 g). Can be easily slipped into your bag, so you can take it along for all your outdoor activities: Hiking, trekking, etc.*

**MATERIAL** 240T Ripstop TPU polyester, water-repellent

**VALVE** Plastic

**BUILT-IN PUMP** thickness 9 cm

**BAG DIMENSIONS** 14 x 37 cm

**FOLDED DIMENSIONS** 222 X 66 X 9 cm

**WEIGHT** 790 g

*In bag*

*Sold in sets of 6*

*Comes with a carry bag in 150D Oxford polyester and a repair kit*





### 2-PERSON VELVET COMFORT MATTRESS

M/T28GT09  
BLUE



3 303000 007817

INFLATED DIMENSIONS 188 x 137 x 23 cm  
PUMP BUILT-IN

*In box*  
*Sold in packs of 4*



PUMP  
INTEGRATED  
ELECTRICS

### COMFORT VELVET MATTRESS ELECTRICAL TWO-SEATER

M/T28GW10  
BLUE



3 303000 009439

INFLATED DIMENSIONS 188 x 137 x 25 cm  
ELECTRIC PUMP BUILT-IN

*In box*  
*Sold in packs of 4*



### 1-PERSON VELVET COMFORT MATTRESS

M/T28GR08  
BLUE



3 303000 007800

INFLATED DIMENSIONS 188 x 74 x 23 cm  
PUMP BUILT-IN

*In box*  
*Sold in sets of 6*

### VELVET SCREW-ON MATTRESS STOPPER



1 bag with 1 stopper  
Sold in packs of 10 bags



### STANDARD VELVET MATTRESS STOPPER



1 bag with 1 stopper  
Sold in packs of 10 bags



### CAMPING PILLOW



DIMENSIONS 36 x 36 cm  
MATERIAL PVC

In box  
Sold in packs of 8



### INFLATABLE TRAVEL PILLOW



DIMENSIONS 40 x 30 cm  
MATERIAL PVC

In box  
Sold in packs of 8



### FOAM PAD



Thick XPE foam - 27 kg/m<sup>3</sup>.  
Tear-resistant. Light.  
Uses: camping, beach,  
gymnastics.

DIMENSIONS 180 x 50 x 0.7 cm  
WEIGHT 220 g (± 10%)

Shrink-wrapped  
Sold in packs of 20



### ALUMINIUM FOAM PAD



Thick XPE foam, 27 kg/m<sup>3</sup>, aluminium film  
aluminium. Lightweight, perforation-resistant,  
and heat-insulated. Uses: Camping, beach,  
sports, etc.

DIMENSIONS 180 x 50 x 0.9 cm  
WEIGHT 230 g (± 10%)

Shrink-wrapped  
Sold in packs of 20



### 5-LITRE PUMP



Inflating / deflating bellows  
pump.

VOLUME 5 litres

In box  
Sold in packs of 10

Mattress stoppers

Pillows

Foam mat

Pumps

### 5-LITRE PUMP

M/T28DR65S



*This pump with a handle is perfect for inflating large objects (mattresses, buoys, etc.).*

**CAPACITY** 2 x 2 L

*In box  
Sold in sets of 6*



### INFLATION ATTACHMENTS

M/T24DP03S



*3 reduction nozzles of various diameters.*

**DIMENSIONS** 6 to 18 mm

*Bag of 3  
Sold in packs of 10 bags*



### RECHARGEABLE ELECTRIC PUMP GUN

M/T28LC29



**BATTERY** lithium 4000 mA  
**COMES WITH** USB CABLE, 3 NOZZLES

*Box of 1  
Sold in sets of 6*



### 12 V ELECTRIC PUMP

M/T28DT66S



**CONNECTS** to car power outlet  
**COMES WITH** 3 NOZZLES

*Box of 1  
Sold in packs of 12*



### ELECTRIC PUMP 220/240 V

M/T28DW67S



**CONNECTS** TO CAR POWER OUTLET  
**COMES WITH** 3 NOZZLES

*Box of 1  
Sold in packs of 12*



### ELECTRIC PUMP DUO - 12 V/220 V

M/T28DZ69S



**CONNECTS** to 220 V mains power or car power outlet  
**COMES WITH** 3 NOZZLES

*Box of 1  
Sold in packs of 12*



### HIGH-PRESSURE ELECTRIC PUMP - 12 V

M/T28KH08



*This manual pump is perfect for inflating large objects (mattresses, buoy, etc.).*

**CONNECTION** 12 V car power outlet  
**MAXIMUM PRESSURE** 16 PSI (approx 1.1 bar)  
LCD screen displays pressure


*Box of 1  
Sold in packs of 4*




**NEW COLOURS!**



Specifically for central round beds



**Polydon**



**MIDNIGHT BLUE POLYDON & SAVANNAH 2.0 POLYDON**

Real sheets, a cosy cover which attaches as easily as a fitted sheet over a mattress. Ideal for use at home and in motorhomes, trailer tents, boats and more.

**TIP SHEET** 100% cotton with flap over cover and on sides.  
**TOP SHEET** 100% cotton zip fastening allowing for sheets to be separated from the cover. Comfort gusset down to the feet, with zip opening.

Comes with 2 pillow cases + storage bag

M/P010T34  
 SAVANE 2.0 - 140 X 190 CM



M/P010W35  
 SAVANE 2.0 - 140 X 210 CM



M/P010Y36  
 SAVANE 2.0 - 160 X 210 CM



M/P010A37  
 SAVANE 2.0 - CENTRAL BED 140 X 190 CM



M/P010C38  
 SAVANE 2.0 - CENTRAL BED 160 X 200 CM



M/P010G40 POLYDON  
 MIDNIGHT BLUE 90 X 190



M/P010E39 POLYDON  
 MIDNIGHT BLUE 140 X 190



M/P010H41 POLYDON  
 MIDNIGHT BLUE 160 X 210



M/P010L43 POLYDON  
 MIDNIGHT BLUE 140 X 190 LIT CENTRAL



M/P010J42 POLYDON  
 MIDNIGHTBLUE 160 X 200 LIT CENTRAL



**NEW COLOURS!**

**REPLACEMENT SHEETS**

MATERIAL 100% cotton

SPARE SHEETS LIGHT BEIGE

SPARE SHEETS LIGHT BEIGE - CENTRAL BED

M/P011M07  
 140 X 190 CM



M/P011R10  
 140 X 190 CM



M/P011N08  
 140 X 210 CM



M/P011T11  
 160 X 200 CM



M/P011P09  
 160 X 210 CM









### MINI PRESSURE SHOWER

M/T28LE30



*Ideal for camping, beach activities and boating. Provides a hot water tank wherever you are, thanks to the sun's heat. The foot pump system allows you to pressurise the tank, guaranteeing comfortable and easy use.*

**WATER TANK** 11 litres,  
PVC 500D tarpaulin  
**HEIGHT** 40 cm  
**DIAMETER** 20 cm  
**CARRY BAG DIMENSIONS** 20 X 10 cm  
**SHOWER HEAD** ABS Ø 2.6 cm, length 14 cm,  
with stop/start trigger  
**HOSE** Reinforced latex: 200 cm  
**FOOT pump**

*In box  
Sold in sets of 6  
Comes with its carry bag with a handle*



TEMPERATURE INDICATOR

### LUXE SOLAR SHOWER

M/T28GC02  
GREEN



*High-resistance hanging solar shower designed for intensive use.*

#### 4 LAYERS OF FABRIC

Layer 1: Clear PVC sheet  
Layer 2: Black PVC sheet  
Layer 3: Thermal insulation foam  
Layer 4: Green Ripstop polyester  
**HANDLE** reinforced for hanging the shower

**HOSE** Soft PVC, crease- and pinch-resistant, provided with a shower head attachment with an on/off control for the water flow

**LARGE OPENING** filling Ø 80 mm with a screw-on and waterproof stopper

**MESH** soap holder  
**TEMPERATURE** indicator: 30-53 °C  
**Capacity: 20 litres**

*In box  
Sold in sets of 6  
Comes with waterproof carry bag*



### 20-LITRE SOLAR SHOWER

T28DY22  
BLACK



*Flexible, durable PVC. Flexible hose with tap and shower head. Cord with hook for hanging.*

**MODEL** Standard with fastener  
**Capacity: 20 litres**

*Box of 1  
Sold in packs of 10 boxes*



## CAMPING LANTERN

*Ideal for camping, at home, on the boat, etc.*

**MATERIAL** ABS + GPPS  
**LIGHTING** 20 LEDS  
 Hanging hook  
**COMPASS / BATTERY** 4 x 1.5 V LR20 batteries (not included)  
**SIZE H:** 25.5 cm  
**DIAMETER** 12 cm  
**WEIGHT** 630 g

*In box  
 Sold in packs of 10*



## RECHARGEABLE LED LANTERN

*High-power light thanks to its 5 W LED. 360° lighting thanks to its LED CREE-XPG 2 technology.*

**TECHNOLOGY** CREE-XPG 2 LED  
**LIGHTING TIME** Approx. 25 hours  
**CARRY HANDLE**  
**USB-RECHARGEABLE**  
**WEIGHT** 560 g  
**BATTERY** Lithium-ion 4000 mAh  
**CHARGE TIME** 8 HOURS

*In box  
 Sold in sets of 6  
 Delivered with charging cable*



## MOSQUITO-REPELLENT LANTERN

*Portable rechargeable lantern.  
 The lantern opens at the top to activate the mosquito repellent mode.*

**MAX. LIGHTING** 150 Lm  
**BATTERY** Lithium-ion 2000 mA  
**SIZE H** when closed - 14 cm  
**DIAMETER** 10 cm  
**WEIGHT** 390 g  
**BATTERY LIFE** 3 hours at 150 Lm and 6 hours at 70 Lm  
**USB-RECHARGEABLE**

*In box  
 Sold in sets of 6*





**TREK HEADTORCH**

M/T25KH31  
BLACK AND WHITE

*Long-range lighting Great lighting power and 50 m range Watertight to protect against bad weather, for outdoor use.*

**LIGHTING** 1 XPE LED + 2 COB LED + 1 red LED  
**BATTERY** Rechargeable lithium 3.7 V 900 Mah  
**WEIGHT** 80 g  
**SEVERAL LIGHT MODES**

*Case with 1  
Sold in sets of 6*



**PLUS HEADTORCH**

M/T25KA26  
BLACK/RED/GREY

*Long-range beam. High-power light with an 80-metre range. Waterproof against bad weather for outdoor use.*

**LIGHTING:** 1 x 1W white LED + 2 x red LEDs  
**BATTERY** 3 LR03 (AAA) 1.5 V batteries - not included  
**WEIGHT** 50 g  
**SEVERAL LIGHT MODES**

*Case with 1  
Sold in packs of 10*

**FLEXIBLE LED KIT**

M/T25JZ25 - 3 M

*This SILICONE LED strip provides impressive lighting power (200 lm and 600 lm), and will be more than enough to light a large living space. It is compatible with most equipment used in camping, tents, awnings, trailer tents, blinds, sun canopies and vehicles. The clamp rings in different sizes, provided with the product, as well as the integrated magnets mean that it can adapt wherever you take it, and as it's flexible, it can also be wound up, like string lights. The touch switch is easy to use and very responsive. The 5-metre USB cable is provided with the product, and can withstand significant use. Take it wherever you go thanks to its little carry bag.*

**NUMBER OF LEDS** 120

**ENERGY CONSUMPTION** 6 W

**CONTENT** 1 x 3 m illuminated strip - 1 cable switch 30 cm - 9 x 35 cm silicone attachment rings - 9 x 15 cm silicone attachment rings - 1 x 5 m USB cable - 1 USB plug - 1 carry bag  
**WEIGHT** 485 g

**USB PORT** 100-240 V and 0.1 A input

*In box  
Sold in sets of 10*



## PORTABLE CHEMICAL TOILETS BI-POT 39 FIAMMA

T28AP14

Robust and easy to use, with a modern toilet style. Tanks fitted with a handle and large opening, making them easy to fill and empty.

UPPER VOLUME 15 L  
LOWER VOLUME 20 L  
DIMENSIONS 435 x 360 x 392 mm  
WEIGHT 4.8 kg

In box - Sold individually



## SOLUBLE BAGS FOR CHEMICAL TOILET

M/T24GH34

Cleaning product for chemical and block toilets. Liquefies waste matter, eliminates bad smells and reduces gas production. The bag format has the added advantage of offering you a pre-measured dose.

INCLUDES 1 box of 18 bags

Sold loose in packs of 12



## ORGANIC TOILET LIQUID

M/T28KG07

Green product for chemical toilet waste matter tanks. Can also be used as a rinsing water additive to avoid black mould, lubricate toilet basins and freshen up the air when rinsing.

CONTENT 2 L

Sold loose in packs of 6



SAFE TO EMPTY INTO SEPTIC TANKS  
AND ALL OTHER NATURAL WASTE  
EMPTYING SYSTEMS.



## TOILET LIQUID

M/T28DG61

Blue waste tank product for chemical toilets. Liquefies waste matter, prevents gas formation and dyes waste blue, giving it a fragranced scent until emptying.

CONTENT 2 L

Sold loose in packs of 8



## AQUA KEM BLUE

T28DE25

Free from formaldehyde and phosphate.

CONTENT 2 L

Sold loose in packs of 6



NEW!

New concentrate format,  
coming in 2023.  
Get our advice.

## RINSING LIQUID

M/T28DJ62

Flushing liquid for chemical toilet flush-water tank. It disinfects and rinses the toilet bowl, leaving a pleasant fragrance. It continues to act in the waste holding tank.

CONTENT 2 L

Sold loose in packs of 8



## AQUA RINSE

M/T28AW29

CONTENT 0.75 L

Sold loose in packs of 12



**LUXE FOLDING SHOVEL**

M/T25HL06  
BLACK

*Compact when folded. Carry bag.  
Handle. 2 serrated edges.*

**MATERIAL** Steel  
**UNFOLDED DIMENSIONS** 58 x 15 cm  
**FOLDED DIMENSIONS** 24 x 15 cm  
**NET WEIGHT** 1 kg  
**CARRY BAG** OXFORD  
600D polyester

*In box  
Sold in packs of 10*



**FOLDING SHOVEL/ICE AXE**

T25AT02

*Lacquered dent-proof sheet metal.  
Varnished beech handle, 1 serrated  
edge.*

**WEIGHT** Approx. 960 g

*Sold loose in packs of 10*



**MULTI-FUNCTION HAMMER**

M/T25DA01  
BLACK/RED/GREY

*Multipurpose tool.*

**MATERIAL** Stainless steel  
**DIMENSIONS** 13.5 x 7.2 x 1.8 cm  
**WEIGHT** Approx. 245 g

*Case with 1  
Sold in packs of 10*



**RUBBER MALLET**

T25BR29

*Peg puller on handle end.  
Round metal  
bichromated handle.*

**MALLET DIMENSIONS** 5 x 8 cm  
**LENGTH** 26 cm  
**HANDLE DIAMETER** 16 mm  
**WEIGHT** Approx. 320 g

*Sold loose in packs of 6*



### KNIFE

M/T25CR08  
RED

MATERIAL Stainless steel  
OPEN DIMENSIONS 19 cm  
CLOSED DIMENSIONS 11 cm  
WITH BELT CLIP

Case with 1  
Sold in packs of 10 cases




### SURVIVAL COVER SILVER

T25BP16  
SILVER

MATERIAL Polyethylene  
DIMENSIONS 140 X 220 cm  
NET WEIGHT 145 g  
GROSS WEIGHT 155 g  
THICKNESS 50 microns

Bag with 1 blanket  
Sold in packs of 10 bags




### SURVIVAL COVER GOLD

T25BL15

MATERIAL metallic polyester  
FRONT Gold  
BACK silver  
DIMENSIONS 132 X 213 cm  
NET WEIGHT 50 g  
GROSS WEIGHT 60 g  
THICKNESS 15 microns

Bag with 1 blanket  
Sold in packs of 20 bags



### COMPASS

M/T25FC02  
TRANSLUCENT

MATERIAL Plastic  
DIMENSIONS 12.5 x 6 x 0.9 cm  
WEIGHT 38 g  
COMES WITH LANYARD

Case with 1  
Sold in packs of 10 cases



### MULTI-PURPOSE TARPAULIN

T25BE12

MATERIAL polyethylene 130 g/m<sup>2</sup>  
DIMENSIONS 2 X 2 m  
10 X 10 / 1000 D

Bag with 1 tarpaulin  
Sold in packs of 20 bags





### PADLOCK

M/T25FE03  
BLACK

MATERIAL Zinc alloy  
SIZE 6.7 x 3 x 1.3 cm  
BODY HEIGHT 4.45 cm  
SHACKLE DIAMETER 35 mm  
WEIGHT 45 g

Case with 1  
Sold in packs of 10



### CARBINERS

M/T25BA21

Pack of 3 carabiners.  
For hiking and camping.

DIAMETER 5, 7 and 8 mm

Case with 3 carabiners  
Sold in packs of 12 cases



### FOAM WEDGES

M/T21BJ06

Lets you fill the space that there can be left between the inflatable poles and the trailer tent, or make up for space caused by uneven terrain.

MATERIAL High-density EVA foam  
DIAMETER 12 cm  
THICKNESS 2 cm

Bag of 8  
Sold in packs of 8 bags



### CLAMP CLIPS

M/T23AD03

Allows you to apply tension to groundsheets, tarps, tents, covers, etc.

Bag of 4  
Sold in packs of 10 bags



### P17 FEMALE SOCKET

M/T24BT17S

Bag of 1  
Sold in packs of 10 bags



### P17 MAIL SOCKET

M/T24BR16S

Bag of 1  
Sold in packs of 10 bags



### CEE 17 PLUG ADAPTER CABLE

M/T24GE32S

VOLTAGE 220 - 240 V  
MAX. CURRENT 16 A  
CABLE LENGTH 15 cm  
STANDARD FEMALE INPUT CONNECTOR  
P17 MALE OUTPUT CONNECTOR

Bag of 1  
Sold in packs of 10 bags



### CEE 17 CARAVAN ADAPTER CABLE

M/T24GG33S

VOLTAGE 220 - 240 V  
MAX. CURRENT 16 A  
CABLE LENGTH 15 cm  
STANDARD MALE OUTPUT CONNECTOR  
CEE P17-TYPE FEMALE INPUT CONNECTOR

Bag of 1  
Sold in packs of 10 bags



### CEE 17 ADAPTER

M/T24GJ34S

Adapters for EEC 17 and standard 230 V plugs and sockets. Standard France earth 1 stud/ male EEC 17 standard. Body made from self-extinguishing polyamide body.

VOLTAGE 220 - 250 V  
MAX. CURRENT 16 A  
POWER SUPPLY UNIT LENGTH 12 cm

Bag of 1  
Sold in packs of 10 bags



## WATERPROOFING PRODUCTS

Waterproofs, revives and protects tents, awnings, blinds, tarpaulins, parasols, etc. Lets air pass through, and is mould- and insect-resistant.



T24AA04  
AEROSOL



NET CAPACITY 270 ml  
NET 200 ml



T24AT01  
AEROSOL



NET CAPACITY 1000 ml  
NET 750 ml

Bulk  
Sold in packs of 12



M/T24AT02  
SPRAY



CONTAINS 500 ml bottle



M/T24EC21  
CAN



CONTAINS 1 L drum

Bulk  
Sold in sets of 6

Repairs and treatments

## PLASTIC AND PVC REPAIR SUPPLIES

M/T24BG01XS

For groundsheets, mud flaps, tents, awnings, boats, mattresses, buoys, balls, etc.

1 TUBE OF GLUE FOR PVC  
3 PVC PLASTIC SHEETS

Bag with 1 complete set  
Sold in packs of 10 bags



## ADHESIVE STRIPS

M/T24GC31S

Highly-adhesive transparent film for outdoor tarpaulin repairs.

Long-lasting repairs on various flexible synthetic materials.

Bags of 2 stripes - Sold in sets of 10 bags



### HIKING HAMMOCK

T25BL26  
RUST AND BLACK

Hammock for hiking, camping, or use in the garden. Simple to use and easy to carry thanks to its built-in cover.

MATERIAL 190T Ripstop tear-resistant nylon  
DIMENSIONS 240 X 135 cm  
WEIGHT 400 g

In box  
Sold in packs of 12 boxes



NEW!



### TREK LUXE PONCHO

M/T28DC82  
BLUE

1.5 mm-thick PVC film.  
Sealed seams, press studs along sides and collar, hood.  
Can be used as a groundsheet.

ONE SIZE FITS ALL

Bag with 1 poncho  
Sold in packs of 10 bags



### LUXE PVV PONCHO

M/T28DE83  
BLUE

1.5 mm-thick PVC film.  
Sealed seams, press studs along sides, hood.  
Can be used as a groundsheet.

ONE SIZE FITS ALL

Bag with 1 poncho  
Sold in packs of 10 bags



### LUXE KIDS' PVC PONCHO

M/T28KE06  
BLUE

1.0 mm-thick PVC film.  
Sealed seams, press studs along sides, hood.  
Can be used as a groundsheet.

ONE SIZE FITS ALL

Bag with 1 poncho  
Sold in packs of 10 bags

### 1.5-LITRE BOTTLE CARRIER

M/T26MN23 - ARCTIC

Ideal for keeping bottles cool. Carry strap. Comes with waiter's friend: bottle opener, corkscrew and knife.

MATERIAL 420D polyester  
DIMENSIONS 33 x 10.5 cm  
WEIGHT 0.3 kg

Bag of 1  
Sold in sets of 6



M/T26LA05  
INDIGO

MATERIAL 75\*150D polyester with PVC coating



### TRITAN FLASK

M/T26NR37

Amorphous thermo-plastic from the co-polyester family, free from BPA and plasticisers, and free from plastic odours.

CAPACITY 700 ml  
HEIGHT 235 mm  
WEIGHT 190 g  
RETRACTABLE STOPPER AND CARRY HANDLE INTEGRATED INTO THE STOPPER

Sold loose  
Sold in packs of 10



NEW!

### INSULATED TUMBLER

M/T26PP49

Ultra-resistant tumbler. Lets you keep your drinks hot or cold thanks to its double wall. Ultra-resistant and easy to open/close, it's the ideal accessory for adventurers.



**MAIN UNIT** 304 stainless steel (food-grade)  
**TRITAN** cap (BPA-Free)  
**DIMENSIONS** 9 x 9.5 x 18.5 cm  
**CAPACITY** 600 ml  
**WEIGHT** 366 g  
 This product is machine-washable.



In box  
 Sold in packs of 12

NEW!

### INSULATED MUG

M/T26PR50

The little brother of the JAMET insulated tumbler, it has all of the latter's advantages (resistance, temperature conservation, easy opening) whilst also being more compact. Little plus point: It has a handle for easy carrying.



**MAIN UNIT** food-grade 304 stainless steel  
 Tritan cap (BPA Free)  
**DIMENSIONS** 14 x 9 x 12 cm  
**CAPACITY** 350 ml  
**WEIGHT** 322 g  
 This product is machine-washable.



In box  
 Sold in packs of 12

NEW!

### STAINLESS STEEL FLASK

M/T26PN48

This new stainless steel flask will go wherever you do outdoors, thanks to its 1 L capacity.



**FLASK** 304 stainless steel (food-grade)  
**STOPPER** PP  
**DIMENSIONS** 27 x 8 x 8 cm  
**CAPACITY** 1000 ml  
**WEIGHT** 200 g



Sold loose  
 Sold in packs of 10

### KIDS' TRITAN FLASK

M/T26HW11

The amorphous thermoplastic is made from co-polyesters, free from BPA, plastics and plastic odours.



**CAPACITY** 400 ml  
**BUILT-IN STRAW / HEIGHT** 185 mm  
**WEIGHT** 92 g  
**WITH CARRY HANDLE**



Sold loose  
 Sold in sets of 10 - 5 pink and 5 blue

### 1-LITRE ALUMINIUM CANNISTER FLASK BLUE / GREEN

M/T26HL06

**CAPACITY** 1 L  
**WEIGHT** 125 g



Sold loose  
 Sold in sets of 6 - 3 blue and 3 green



### DOUBLE-WALLED STAINLESS STEEL FLASK - 750 ML

M/T26NN35 M/T26NP36  
 YELLOW BLUE

**CAPACITY** 750 ml  
**WEIGHT** 254 g



In box  
 Sold in packs of 6 flasks



### 1-LITRE INSULATED BOTTLE

M/T26BE13

Stopper and press-button for pouring.

**CAPACITY** 1 L  
**WEIGHT** 0.7 kg



In box  
 Sold in packs of 6 flasks





1



2



3



4

### 1 | 5-LITRE PICNIC ICE BAG

A - M/T26MZ28 ARCTIC B - M/T26LP12 INDIGO

Capacity 5 litres. 2 compartments. insulated. Zip-closed.

FOOD-GRADE PVC

A - MATERIAL 420D polyester  
B - MATERIAL 75\*150D polyester  
DIMENSIONS 22 x 14.5 x 20/26 cm  
WEIGHT 180 g

Shrink-wrapped in display box  
Sold in sets of 10

### 2 | ICE BAG WITH HANDLE 8 L

A - M/T26MP24 ARCTIC B - M/T26LN11 INDIGO

Large insulated compartment with zipped top. 1 carry handle. 1 adjustable shoulder carry strap.

FOOD-GRADE PVC

A - MATERIAL 420D polyester  
B - MATERIAL 75\*150D polyester  
DIMENSIONS 28 x 17.5 x 26 cm  
WEIGHT 180 g

### 3 | ICE BAG WITH HANDLE 15 L

A - M/T26NX40 ARCTIC B - M/T26LE07 INDIGO

Large insulated compartment with opening zips at the top  
1 front pocket. 2 side mesh pockets 1 carry handle. 1 adjustable shoulder carry strap.

A - MATERIAL 420D polyester  
PVC-coated print  
B - MATERIAL 75\*150D polyester  
DIMENSIONS 34 x 19 x 34 cm  
WEIGHT 550 g

Shrink-wrapped in display box  
Sold in packs of 5



7



6



Easy Access  
Large volume

8



5



### 5 | 22-LITRE ICE BAG

A - M/T26MT26 ARCTIC    B - M/T26LH09 INDIGO

Large compartment with front zip pocket + mesh pocket.

FOOD-GRADE PVC  
A - MATERIAL 420D polyester  
B - MATERIAL 75\*150D polyester  
DIMENSIONS 40 x 21 x 27 cm  
WEIGHT 830 g  
Carry strap

Shrink-wrapped in display box  
Sold in sets of 5

### 7 | ICE PACK

M/T26FL06

Easily fits in thanks to its small design.

DIMENSIONS 12 x 8 x 2 cm  
CAPACITY 150 ml

In display box  
Sold in packs of 15

### 4 | ICE BAG BACKPACK - 22 L

M/T26NK34 - ARCTIC

Carry handle, backpack straps.  
Several storage pockets.  
Bottle holders on the sides.

MATERIAL 420D polyester  
DIMENSIONS 25 x 17 x 22.5 cm  
WEIGHT 660 g

Shrink-wrapped  
Sold in sets of 8

### 6 | 46-LITRE ICE BAG

A - M/T26MX27 ARCTIC    B - M/T26LT14 GALAXY

Large storage space with 2 zipped side pockets.

A - MATERIAL 420D polyester  
B - MATERIAL 600D polyester  
DIMENSIONS 51 x 31 x 35 cm  
Carry strap

Shrink-wrapped in display box  
Sold in sets of 7

### 8 | FOLDING 22-LITRE ICE BOX

M/T26NZ41

Folding ice box offering a large storage space and optimal space-saving once folded.

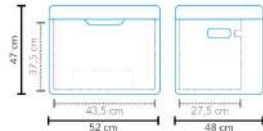
Fitted with an Easy Access for direct access to ice box contents without comprising the watertight seal.

MATERIAL 600 x 300D polyester  
OPEN DIMENSIONS 36 x 30 x 28 cm  
CLOSED DIMENSIONS 36 x 30 x 9 cm

Shrink-wrapped in display box  
Sold in sets of 6

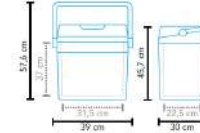
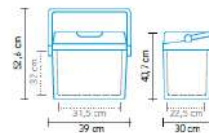


1



A

B



2

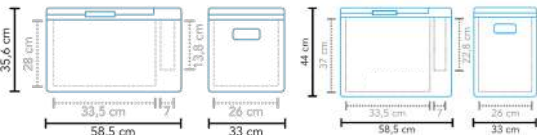


A

B



3



4



5



**NEW!**

## 1 | ABSORPTION ICE BOX - MESTIC MAC-40 AC/DC

M/T29ZC03

The absorption refrigeration technologies guarantees cooling down to  $-25^{\circ}\text{C}$  below the ambient temperature, plus it's totally silent. With low energy consumption, it can be powered by electricity or gas, so there's no more need to have an electrical supply close-by!

PLUG 12 V, 230 V or gas

CAPACITY 42 L

COOLING down to  $-25^{\circ}\text{C}$

below the ambient temperature

Fits bottles of 2 L

WEIGHT 18.5 kg

In box

Sold individually

**NEW!**

## 2 | THERMO-ELECTRIC ICE BOX - MTEC-25 AC/DC & MTEC-28 AC/DC

A - M/T29ZB02 B - M/T29ZK09

The thermo-electric refrigeration technology guarantees a great price and an optimally lightweight design. This ice box works in all configurations, even when lying on its side!

PLUG 12 V + 220 V socket

Built-in 230 V transformer

CAPACITY A - 23 L | B - 26 L

COOLING down to  $-20^{\circ}\text{C}$  below the ambient temperature (DC)

Energy-saving mode (DC)

WEIGHT 4 kg | B - 4.5 kg

In box

Sold individually

**NEW!**

## 3 | COMPRESSOR ICE BOX - MCC-25 AC/DC & MCC-35 AC/DC

A - M/T29ZD04 B - M/T29ZH08

The compressor ice box ensures perfect refrigeration, even when it's hot outside, with low energy requirements.

SOCKET 12-24 V

CAPACITY A - 25 L | B - 35 L

COOLING AND FREEZING

from  $-18^{\circ}\text{C}$  to  $+10^{\circ}\text{C}$  (DC) - Digital screen

USB CONNECTION

Fits bottles

A - 1 L | B - 2 L

WEIGHT A - 13.5 kg | B - 14.5 kg

In box

Sold individually



7



3 303000 025026



8



3 303000 025019

**NEW!**

## 7 | WASHING MACHINE

M/T30ZT15

*The M/T30ZT15 washing machine means you can wash your clothes in any context. No more need to wait until you get home to do your laundry!*

**MATERIAL PLASTIC**

**DIMENSIONS** 59 x 61 x 38 cm

**WEIGHT** 10.6 kg

**POWER** 250 W

**POWER SUPPLY VOLTAGE** 230 V AC

Washing capacity 3.5 kg of dry laundry

Spinner capacity 1.5 kg

of damp laundry

*In box*

*Sold individually*



6



3 303000 024371

**NEW!**

## 4 | FOLDING STAND FOR ICE BOX

M/T29ZE05

*Fits all ice boxes*

**ADJUSTABLE** height from 32.5 to 45 cm

**ADJUSTABLE** legs

**DIMENSIONS** 12.9 x 5.7 x 3.2 cm

**WEIGHT** 0.5 kg

**MAX. LOAD** 50 kg

*Comes in a travel bag.*

## 5 | MAINS ADAPTER FOR ICE BOX

M/T29ZF06

*Lets you connect 12 V to 220 V ice boxes (mains power supply connection)\**

*\*Only for compressor ice boxes.*

**DIMENSIONS** 12.9 x 5.7 x 3.2 cm

**WEIGHT** 0.5 kg

**NEW!**

## 6 | CERAMIC HEATING MKK-230

M/T29ZA01

*A compact and lightweight heating solution that will join you on all your camping trips and will adapt to all your needs thanks to its 3 heating modes (from 500 W to 1500 W).*

**SOCKET** 220 V

Heating capacity 1.5 kW

3 heating modes

500 - 1000 - 1500 W

**ADJUSTABLE THERMOSTAT**

Oscillating mode for better

heat distribution

Touch protection to avoid

burns

**WEIGHT** 1.1 kg

*In box*

*Sold individually*

**NEW!**

## 8 | VACUUM

M/T30ZR14

*The MS-125 cyclone vacuum is ideal for cleaning up while on holiday.*

**MATERIAL** Plastic

**DIMENSIONS** 29.1 x 12.2 x 22 cm

**WEIGHT** 2 kg

**CAPACITY** 0.8 L

**POWER** 500 W

Electrical consumption 2.6 A

**REQUIRED POWER**

**VOLTAGE** 230 V AC

Portable cyclone vacuum

Telescopic, adjustable vacuum tube

**REMOVABLE** dust container

**FILTER** washable

Four metres of cable

Fitted with several attachments



1



3 303000 025033



2



3 303000 024937



3



3 303000 024180



4



3 303000 024746



5



3 303000 024739

6



3 303000 024753



**NEW!**

### 1 | BARBECUE BEST CHEF

M/T30ZWI6

The BEST CHEF barbecue is perfect for cooking up a treat when camping. Compact, lightweight and featuring a 46 cm cooking grill, you can easily move it thanks to its reduced weight and removable legs.

**MATERIAL** Steel

**DIMENSIONS** 49 x 58 x 99 cm

**WEIGHT** 9.9 kg

Works with propane and butane.

All-in-one barbecue (cooking, grill, oven)

Modular system with different cooking surfaces

Removable lightweight legs

Piezo automatic lighting

Can be used as an oven with lid

**COOKING SURFACE** Ø 46 cm

Built-in drainage tray

**NEW!**

### 2 | MINI BARBECUE

M/T30ZPI3

The portable barbecue!

You'll be taking the Mini Chef barbecue with you on all your adventures thanks to its compact and ultra-lightweight design (35 x 35 x 26 cm and 7.6 kg). With its grill measuring 30 cm in diameter, this barbecue lets you cook for up to 3-4 people.

Runs on propane and butane gas

Non-stick grill

**COOKING GRILL** - Ø 30 cm

**DIMENSIONS** 35 x 35 x 26 cm

**WEIGHT** 7.6 kg

**POWER** 2500 W

**GAS PRESSURE**

in use 30 mbar

### 3 | 2-HOB GAS CAMPING STOVE

M/T26PA42

2-hob camping stove with cover.

2 hobs with individual burner controls. Runs on propane and butane gas.

**POWER** 2200 W

**DIMENSIONS** 33 x 66 x 10 cm

**WEIGHT** 3.2 kg

In box

Sold in sets of 3





7



3 303000 024852

**NEW!**

## 8 | 1-PERSON STAINLESS STEEL COOKSET

M/T26PH46

### INCLUDES

1 x 1 L stewpot: Ø 170 mm - H 60 mm

1 x 0.4 L pan: Ø 160 mm - H 30 mm

1 plate: Ø 150 mm - H 30 mm

120 cl plastic jug

1 cutlery set (fork, knife, spoon)

**WEIGHT** 300 g

**MATERIAL** food-grade 304 stainless steel + 201 stainless steel eco-friendly plastic



8



3 303000 024869

**NEW!**

## 7 | 2-PERSON STAINLESS STEEL COOKSET

M/T26PK47

### INCLUDES

1 x 1.5 L Stewpot: Ø 190 mm - H 70 mm

1 x 0.4 L pan: Ø 160 mm - H 30 mm

2 plates: Ø 150 mm - H 30 mm

2 x 200 ml plastic camping mug

2 x cutlery set (fork, knife, spoon)

**WEIGHT** 470 g

**MATERIAL** food-grade 304 stainless steel + aluminium handle

**NEW!**

## 4 | GAS PRESSURE REDUCER 29 MBAR

M/T30ZM11

Universal (propane and butane) pressure reducer for Campingaz bottles. This pressure reducer ideally fits to barbecues, outdoor heating and other stoves that work with gas.

### MATERIAL Metal

Runs on propane and butane gas

For outdoor use (for indoor use, you'll need a safety valve)

Fits all Campingaz bottles (901 / 904 / 907)

Fitted with a protection system that cuts off the gas if the pipe is damaged.

**SERVICE PRESSURE** 29 mbar

**TIP** Check the required pressure for functioning of your product is identical to that of the pressure reducer

*In bag*

*Sold in sets of 6*

**NEW!**

## 5 | PRESSURE REDUCER 30 MBAR

M/T30ZL10

Universal (propane and butane) pressure reducer for Shell or DIN bottles. This pressure reducer ideally fits to barbecues, outdoor heating and other stoves that work with gas.

### MATERIAL Metal

Runs on propane and butane gas

For outdoor use (for indoor use, you'll need a safety valve)

Fits all bottles with Shell

or DIN attachments

**SERVICE PRESSURE** 30 mbar

**TIP** Check the required pressure for functioning of your product is identical to that of the pressure reducer

*In bag*

*Sold in sets of 6*

**NEW!**

## 6 | GAS PIPE

M/T30ZN12

This hose lets you connect your gas bottles (fitted with pressure reducers) to your stoves, outdoor heating and other barbecues.

### MATERIAL Metal

**MATERIAL** PVC (pipe) / metal and plastic (clamp rings)

**MAX. USAGE PRESSURE** 20 bar

**USAGE TEMPERATURE** from -30 °C to 80 °C

Clamp ring 11-16 mm

*In bag*

*Sold in sets of 6*

NEW!



1



2



3

NEW!



4



5



6

NEW!



7



8



9

## 1 | TITANIUM MULTI-FUNCTION CUTLERY

M/T26PC43

*This titanium 3-in-1 cutlery will join you on all of your adventures. Lightweight, compact and robust, it's easily slipped into a bag pocket.*

**MATERIAL** Titanium  
**DIMENSIONS** 179 x 41 x 1.2 mm  
**WEIGHT** 26 g  
A fork, a knife and a spoon - all in one!

*With carry bag*

## 2 | TRITAN CUTLERY

M/T26HD02

*Extremely lightweight and durable. TRITAN polyester is ideal for camping utensils because of its lightweight design and food-grade materials.*

**2-PIECE CUTLERY SET** 1 knife  
+ 1 fork/spoon  
**WEIGHT** 2 cutlery pieces - 20 g  
With hook on top for hiking.

*Bag with 1 set  
Sold in sets of 10*

## 3 | TRAVEL CUTLERY

M/T26ME19

*Perfect for campers, travellers, fishers, festival-goers, weekend breakers or touring hikers. Sturdy design, removable, easy to use and store.*

**INCLUDES** 1 knife, 1 fork, 1 spoon,  
1 bottle-opener - in one kit  
**WEIGHT** 580 g  
**COLOUR** blue  
**MATERIAL** Stainless steel

*Case with 1 set  
Sold in sets of 8*

## 4 | 3-PIECE CUTLERY SET - TITANIUM

M/T26PE44

*Robust and lightweight 3-piece cutlery set in titanium. It comes with a carry bag that can easily be stored away in a hiking backpack, travel bag or gym bag, etc.*

**KNIFE** 175 x 18 x 2 mm  
**FORK** 160 x 25 x 2 mm  
**SPOON** 160 x 33 x 2 mm  
**TOTAL WEIGHT** 56 g

*With carry bag*

## 5 | RETRACTABLE BASIN

M/T26NC30

*The collapsible basin folds down flat when not in use. The basin is easy to clean and quick to pop up and fold down. Its silicone coating protects it from impacts and it folds away in a few seconds. Good for washing dishes, laundry, etc.*

**CAPACITY** 7 L  
**MATERIALS** Silicone and plastic  
**FOLDED DIMENSIONS** 37.5 x 27.3 x 4.5 cm  
**OPEN DIMENSIONS** 37.5 x 27.3 x 12 cm  
**WEIGHT** 500 g

*Shrink-wrapped  
Sold in sets of 8*

## 6 | RETRACTABLE DRAINING BOARD

M/T26NE31

*The collapsible draining board folds down flat when not in use. Its pins meant you can firmly secure plates and dishes, and the cutlery space will keep them upright for better drying.*

**MATERIALS** Silicone and plastic  
**FOLDED DIMENSIONS** 36.5 x 31 x 5.9 cm  
**OPEN DIMENSIONS** 36.5 x 31 x 12.5 cm  
**WEIGHT** 580 g

*Shrink-wrapped  
Sold in sets of 8*

## 7 | TITANIUM CAMPING MUG

M/T26PG45

*The JAMET titanium camping mug offers a robust yet lightweight design thanks to the use of titanium. It allows hikers to stop and re-hydrate in any circumstance.*

**MATERIAL** titanium  
**WEIGHT** 60.6 g  
**DIMENSIONS** 76 x 76 x 88 cm  
**CAPACITY** 375 ml  
**THICKNESS** 0.4 mm

*With carry bag*

## 8 | LUNCH BOX

M/T26HT10

*6-in-1 picnic set  
Compact and with everything you need.*

**INCLUDES**  
1 resealable lunch box,  
2 resealable boxes  
1 fork / spoon / knife combo utensil  
1 chopping board, 1 sauce pot  
**WEIGHT** 340 g

*Shrink-wrapped  
Sold in sets of 12*

## 9 | JERRYCAN 10 & 20 LITRES

A - M/T26HP08    B - M/T26HR09

*Jerrycan folds down for easy storage.  
Open/close tap.  
Carry handle.*

**CAPACITY** 10 litres  
**CAPACITY** 20 litres  
**A - 10 L:**  
Unfolded: 28 x 28 x 28 cm  
Folded: 28 x 28 x 5 cm (without tap)  
28 x 28 x 10 cm (with tap)  
**B - 20 L:**  
Unfolded: 49 x 28 x 52 cm  
Folded: 25 x 25 x 7 cm (without tap)  
25 x 25 x 12 cm (with tap)

*Bag of 1  
Sold in sets of 10*



### LUXURY GROUNDSHEET 250

CANVAS Woven polypropylene tubes and PVC-coated thread - 330 g/m<sup>2</sup>  
 FINISH 4 peg loops  
 A AND B packed in sets of 2  
 Travel bag.



### 9 SIZES AVAILABLE

Premium-quality polypropylene, the woven tubes offer flexibility and unrivalled comfort in use. Mark-resistant. Stain-repellent. Easy to clean. Breathable. UV protection.

  
 3 303000 017670  
 A - M/T25JA10 - 250 X 300 CM  
 - WOVEN PP

  
 3 303000 017700  
 D - M/T25JF13 - 250 X 450 CM  
 - WOVEN PP

  
 3 303000 017731  
 G - M/T25JK16 - 250 X 600 CM  
 - WOVEN PP

  
 3 303000 017687  
 B - M/T25JC11 - 250 X 350 CM  
 - WOVEN PP

  
 3 303000 017717  
 E - M/T25JG14 - 250 X 500 CM  
 - WOVEN PP

  
 3 303000 017748  
 H - M/T25JL17 - 250 X 650 CM  
 - WOVEN PP

  
 3 303000 017694  
 C - M/T25JE12 - 250 X 400 CM  
 - WOVEN PP

  
 3 303000 017724  
 F - M/T25JH15 - 250 X 550 CM  
 - WOVEN PP

  
 3 303000 017755  
 I - M/T25JM18 - 250 X 700 CM  
 - WOVEN PP



## PE GROUNDSHEET 18 SIZES AVAILABLE

High-resistance and high-quality PE with hemmed edges and reinforced eyelets. Additional eyelets are provided along the length and width for perfect pegging.

Easy to clean with water and quick-drying. Light. Easy to carry. Breathable. UV protection.

CANVAS vinyl/polyester fabric (280 g/m)  
FINISH metal eyelets Ø 19 mm  
Travel bag.



### PE GROUNDSHEET 250



A - M/T25CY11 - 250 X 300 CM



E - M/T25CE14 - 250 X 500 CM



B - M/T25CA12 - 250 X 350 CM



F - M/T25CG15 - 250 X 550 CM



C - M/T25CC13 - 250 X 400 CM



G - M/T25CJ16 - 250 X 600 CM



D - M/T25CA24 - 250 X 450 CM

### PE GROUNDSHEET 300



A - M/T25CL17 - 300 X 300 CM



E - M/T25CT21 - 300 X 500 CM



B - M/T25CN18 - 300 X 350 CM



F - M/T25CW22 - 300 X 550 CM



C - M/T25CP19 - 300 X 400 CM



G - M/T25CY23 - 300 X 600 CM



D - M/T25CR20 - 300 X 450 CM

### PE GROUNDSHEET 350



A - M/T25CL17 - 300 X 300 CM



B - M/T25CN18 - 300 X 350 CM



C - M/T25CP19 - 300 X 400 CM



D - M/T25DC27 - 350 X 700 CM

## PVC GROUNDSHEET 14 SIZES AVAILABLE

CANVAS Heavy-duty PVC 450 g/m  
FINISH metal eyelets Ø 19 mm  
E AND F PACKAGED IN SETS OF 2  
(FOR THE PVS 250 GROUNDSHEETS)



### PVC GROUNDSHEET 250



A - M/T25DC02 - 250 X 300 CM



E - M/T25DL06 - 250 X 500 CM



B - M/T25DE03 - 250 X 350 CM



F - M/T25DN07 - 250 X 550 CM



C - M/T25DG04 - 250 X 400 CM



G - M/T25DP08 - 250 X 600 CM



D - M/T25DJ05 - 250 X 450 CM

### PVC GROUNDSHEET 300



A - M/T25DR09 - 300 X 300 CM



E - M/T25DB13 - 300 X 500 CM



B - M/T25DT10 - 300 X 350 CM



F - M/T25DD14 - 300 X 550 CM



C - M/T25DW11 - 300 X 400 CM



G - M/T25DF15 - 300 X 600 CM



D - M/T25DY12 - 300 X 450 CM

*I haven't  
been  
everywhere,  
but it's on  
my list.*

SUSAN SONTAG

**TRIGANO**



**TRIGANO tents**

# Find all our videos on YOUTUBE

Discover how our products pitch in videos

1936



DIABLO 4



NOIRMOUTIER



CHEROKEE



ATLAS



CEYLAN







## Overview

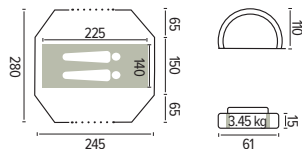
74 Atlas, Calvi & Ceylan

75 Beach shelter

76 Teepees

78 Canadienne tents

80 Diablo 4



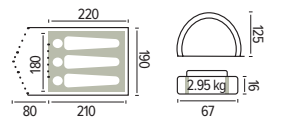
Closed view

1



3 303000 023206

Scan to discover the pitching video



Closed view

2

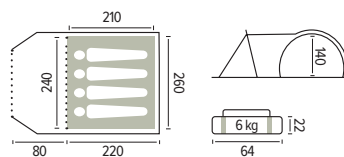


3 303000 022995

Scan to watch the pitching video



3



Closed view

## 1 | ATLAS

M/A761L04

*Dome tent featuring printed patterns, 2 poles with awning door and side panels.*

**FLYSHEET** 68D  
polyurethane-coated (PU)  
2000 mm waterproof polyester, ventilation flaps, tensions attachments  
**SLEEPING SPACE GROUND SHEET**  
190T/68D polyester  
**INNER TENT** breathable polyester  
190T/68D front (WR)  
**OUTER TENT** PE 10 x 10 120 g FR  
**SLEEPING SPACE ENTRANCE** mosquito screen  
**2 FIBREGLASS POLES**  
ø 8 mm - principal ø 9.5 mm  
**STEEL WIRE PEGS**

## 2 | CALVI

M/A761J03

*Two-pole dome tent with awning door and side panels.*

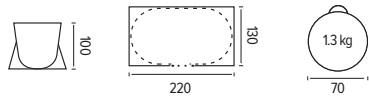
**FLYSHEET**190T/68D (PU) 2000 mm water-proof polyester, ventilation flap, tensioning attachments  
**SLEEPING SPACE GROUND SHEET**  
190T/68D polyester  
**INNER TENT** breathable polyester  
190T/68D front (WR)  
**SLEEPING SPACE ENTRANCE** Mosquito screen door  
**2 FIBREGLASS POLES**  
ø 8 mm  
**STEEL WIRE PEGS**

## 3 | CEYLAN

M/A697Y07

*Front storage space. Inner tent attached to flysheet.*

**FLYSHEET** 190T/68D polyurethane-coated (PU) 2000 mm waterproof PU WR FR polyester, sealed seams, ventilation flaps, tensioning attachments, polyester sleeves, flysheet/groundsheet adjustment straps  
**SLEEPING SPACE GROUND SHEET**  
10 x 10/1000D polyethylene  
**LIVING SPACE GROUND SHEET**  
10 x 10/1000D polyethylene  
**INNER TENT** Breathable polyester front 190T/68D (WR)  
**SLEEPING SPACE ENTRANCE** Double mosquito screen doors. Storage pockets.  
**2 FIBREGLASS POLES**  
ø 9.5 and 8.5 mm  
**STEEL WIRE PEGS**



4



5

#### 4 | AUTOMATIC BEACH SHELTER

M/V943A01

Instant pitching and easily folds away into its travel. Large floor area.

##### ROOF

190T/75D polyester, 400 mm waterproof PU

##### SLEEVES

190T/75D polyester, 400 mm waterproof PU

##### FRAME

Ø 6 mm fibreglass poles

GROUND SHEET 190T/75D PU 400 mm

waterproof polyester

COMES WITH CARRY BAG

#### 5 | BEACH TENT

M/A943C02

This perfect shelter for the beach and for picnics as it pitches quickly. It's front skirt folds easily to let you swim with peace of mind.

##### ROOF & GROUND SURFACE

185T/68D polyester, 600 mm PU

##### SLEEVES

185T/68D polyester, 300 mm PU

##### FRAME

Fibreglass poles

Ø 7 mm and Ø 8 mm principal.

Vents in the ground surface and

internal storage pocket

STEEL WIRE PEGS



Discover the pitching video

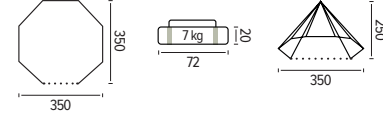


1

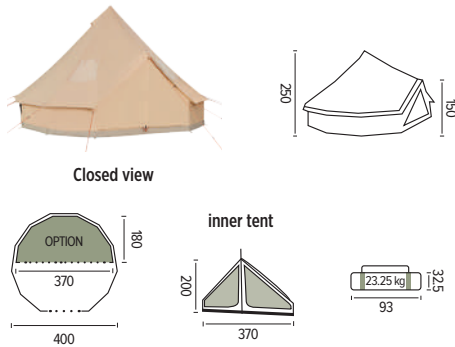
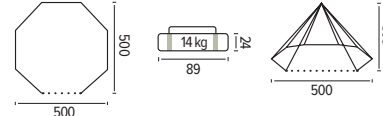


Closed view

Cherokee 350

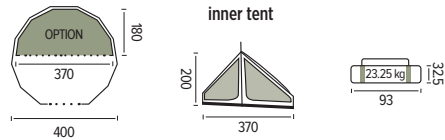


Cherokee 500



Closed view

inner tent



2

1 | CHEROKEE

CHEROKEE 350 M/A893T01    CHEROKEE 500 M/A930J01

Quick-pitching family teepee. Large living area. Large mesh mosquito net-lined entry door mesh mosquito net. Groundsheet stitched to flysheet. Windows with ventilation and mesh mosquito net.

FLYSHEET: 190T/68D polyester 3000 mm PU  
 GROUND SHEET PE 10 x 10 140 g/m<sup>2</sup>, taped seams  
 FRAME Ø 25 mm central steel pole  
 STEEL WIRE PEGS

2 | GOBI 8

Large 100% cotton teepee with large living area. Heavy-duty stitched PVC tarpaulin groundsheet.

ROOF 100% cotton 290 g/m<sup>2</sup>, mosquito screen door, mosquito screen half-moon vents with blinds, PVC windows with blinds, ventilation flats at the top  
 GROUND SHEET PVC Tarpaulin 480 g/m<sup>2</sup>  
 CENTRAL POLE 250 cm Ø 32 mm steel  
 DOOR FRAME Ø 19/22 mm steel



M/V908E02



OPTION



M/V908E03  
 INTERIOR SLEEPING SPACE GOBI 8

FABRIC PONGEE 190T 75D 90 g/m<sup>2</sup> polyester  
 GROUND SHEET Oxford 210D polyester 1500 mm PU  
 CLOSED TENT 60 x 18 x 18 cm  
 WEIGHT 2.95 kg

These tents are for temporary use, they cannot stay pitched over long periods of time. They require waterproofing and anti-rot treatment for residential use.



### 3 | GOBI 10 PLUS

Large 100% cotton teepee with large living area. Heavy duty stitched PVC tarpaulin groundsheet. Comes with sun canopy that attaches with a zip.

**ROOF** 100% cotton 290 g/m<sup>2</sup>, mosquito screen door, mosquito screen half-moon vents with blinds, PVC windows with blinds, ventilation flats at the top  
**GROUNDSHEET** PVC Tarpaulin 480 g/m<sup>2</sup>  
**CENTRAL POLE** 300 cm Ø 32 mm steel  
**DOOR FRAME** Ø 19/22 mm steel  
**WEIGHT** 32 kg



Closed view



M/V942C11

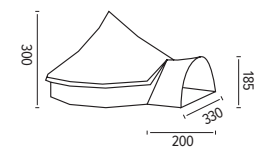
*These tents are for temporary use, they cannot stay pitched over long periods of time. They require waterproofing and anti-rot treatment for residential use.*

#### OPTION

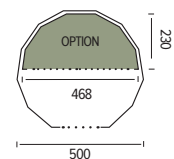
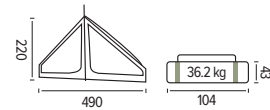


M/V942E12  
INNER SLEEPING SPACE GOBI 10 PLUS

**FABRIC** PONGEE 190T 75D 90 g/m<sup>2</sup> polyester  
**GROUNDSHEET** Oxford 210D  
 2000 mm waterproof PU polyester  
**FOLDED TENT** 60 x 21 x 21 cm  
**WEIGHT** 3.7 kg



inner tent





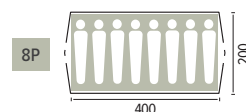
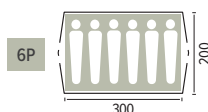
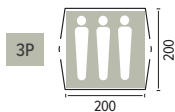
Discover the pitching video



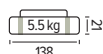
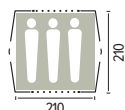
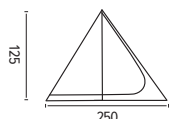
1



Closed view



Discover the pitching video



2

## 1 | NOIRMOUTIER

NOIRMOUTIER 3P M/K2690A1S.TN NOIRMOUTIER 6P M/K2590A1S.TN

NOIRMOUTIER 8P M/K2600A1S.TN

Our Noirmoutier ridge tents are an intrinsic part of Trigano's history. Their popularity is timeless. Great for camping in one spot or moving around a bit. The tents are quick and easy to pitch thanks to the groundsheet sewn with raised edges. Front and rear access.

### ROOF

cotton flysheet - 200 g/m<sup>2</sup>

INNER TENT polycotton - 140 g/m<sup>2</sup>

### GROUND SHEET

350 g/m<sup>2</sup> PVC stitched into bottom

FRAME Zinc-plated treated steel Ø 22 x 1 mm

3P/6P 2 poles + 1 ridge pole

8P 3 poles + 2 ridge poles

STRENGTHENED POLE TIP

## 2 | MOUSQUITO SCREEN TENT 1936

M/A700T02 1936

M/A700W3 VERSION WITHOUT FLYSHEET

An ultra-modern Canadienne tent with an extraordinary amount of interior space and the same revolutionary concept that takes just 30 seconds to pitch.

It's named after the first years of paid annual leave being available in France. Features front and rear entrances and mosquito screen side panels.

FLYSHEET 150D polyoxford 150D

PU 1500 mm

### INNER TENT

80 g mesh + 150D polyoxford

PU 400 mm WR

### GROUND SHEET

150D polyoxford PU 2000 mm

### AUTOMATIC

Ø 8.5 mm black fibreglass



### TENT&MOI - 3-person Customisable camping tent

Product exclusive to our website [trigano-camping.fr](http://trigano-camping.fr)

Designed based on the legendary Canadienne tent, NOIRMOUTIER is a 3-person tent that will join you on all your camping trips in style! Its design uses high-quality materials, giving the tent an optimal life span. Quick and easy to pitch, it lets you kick back and enjoy the stunning living space and plenty of height space for great comfort (1m80). No more need to hunch over to get in and out of your tent!





***After several years of research and testing, TRIGANO has revolutionised the principle of pitching tents with its AIR CAMP technology.***

Perfectly suited to travelling holidays and designed for those who love simplicity, these new tents only take a few pumps of air to pitch.

This concept has nothing but positives: Minimal volume, set up in 5 mins, heavy-duty puncture protection and the same wind resistance as conventional frames.

#### **So, how does it work?**

The frame is replaced by inflatable arches attached to the tent fabric. These inflatable structures, made of Thermo polyurethane (TPU), is characterised by its high resistance to wear and tear and almost nil air porosity.

The reinforced sleeves offer a high level of protection against puncturing. Each arch is inflated independently and can easily be replaced if necessary.



## DIABLO 4

M/V948E02

*Large inflatable family tent.  
4-person. Large mesh mosquito net doors.  
External inflation points.  
1 large sleeping space with 2 entrances  
and 1 dividing blind.*

### FLYSHEET

190T PU 4000 mm waterproof PU polyester  
stitched into groundsheet

### INNER TENT FRONT, SIDE AND BACK WALLS

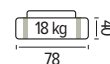
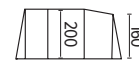
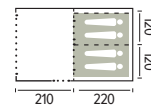
breathable 190T polyester

GROUND SHEETPE 140 g/m<sup>2</sup>

FRAME 3 air tubes (TPU)

STEEL WIRE PEGS

PUMP AND GAUGE INCLUDED



Discover  
the pitching  
video







INFLATION ACCESSORIES P. 46

*The best  
trip,  
is the one  
we haven't  
taken yet.*

LOIC PEYRON

**TRIGANO**



JAMET tents

# 2023 New-in tents



Jaya 1

89



Jaya 3

89



Cyclo

89



Sella 3

90



## Overview

- 88 Jaya
- 90 Sella
- 91 Cyclo & Newberry
- 92 Dolomite
- 93 Himalaya & Monte Cinto
- 94 Shelter & Oural
- 95 Mexico
- 98 Sisco & Ottawa













# JAMET, the partner of adventurers

Since 1929

JAMET is famous for many things, one of which is the production of mountain tents, and we take particular care when creating our models. Since 1929, when the first Himalayan expedition equipped by JAMET set out, our models have continued to improve through feedback provided by our explorer partners who are loyal to our brand and driven to help our products be-

come the best they can be. Our materials are meticulously selected and rigorously tested in terms of comfort and strength. Our aim: offering you confidence in a material that has been tested in extreme conditions, which is reliable, comfortable and which has all those little extras that make us stand out, letting you fully enjoy the great outdoors.

## USEFUL SYMBOLS

 Designed to be used in high altitude conditions	 Tent with a weight under 2 kg	 Inner tent in breathable polyester	 Woven material anti-tear	 Flysheet watertight rating
 Door mosquito screen over the living area	 Sealed seams	 Roof ventilation, material mosquito screen	 Poles aluminium edge	 Groundsheet stitched into the flysheet. Reduces condensation and insects getting into the tent

# Adventure & Discovery tents

*Passion for the mountains since 1929*

The Adventure tents are ideal for big hiking trips and for taking on big mountains. This range offers sophisticated designs, combining easy and practical pitching with impressive solidity.

This collection showcases our 4-season tents which are increasingly lighter and more durable. Made using new materials developed from cutting-edge research, our tents' exceptional weight-to-volume ratio is perfect for moving camp often. They combine maximum comfort with optimal stability in difficult weather conditions (wind, rain, snow, strong UV rays at altitude).

## **DOME QUALITY**

- Flysheet: Ripstop PU-coated polyester, 3000 mm waterproof PU, sealed seams (excl. JAYA model)
- Inner tent and sleeping space groundsheet in polyester with polyurethane coating (PU) 5000 mm waterproof PU, sealed seams (excl. JAYA model)
- Walls in breathable polyester Ripstop (WR). Aluminium poles 7001 T6 / Aluminium pegs (excl. JAYA model).

The Discovery tents are designed for hiking in low to mid mountain areas. Their large, practical apses offer a space to store your belongings and cooking equipment. Easy to pitch, they are sturdy thanks to their fibreglass poles. Compact and relatively lightweight, they represent a great habitability:weight ratio and feature all of the advantages you can expect from excellent technical equipment.

## **HIKING DOME QUALITY**

- Flysheet, polyurethane-coated (PU) waterproof polyester, sealed seams
- Inner tent and sleeping space groundsheet in polyurethane-coated (PU) waterproof polyester, sealed seams or polyethylene
- Walls in breathable polyester (WR) / Fibreglass poles / Steel wire pegs



**NEW!**



Scan to watch the pitching video



JAYA 1 TENT  
M/V918P12

1

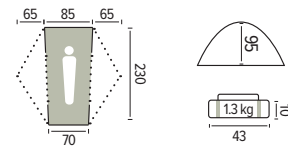


Closed view

Mosquito screen inner tent



Top view



Scan to watch the pitching video




JAYA 2 TENT - ALUMINUM  
M/V918T14

2



JAYA 2 TENT  
M/V918L11

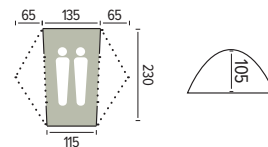


Closed view

Mosquito screen inner tent



Top view



**NEW!**



JAYA 3 TENT  
M/V918R13

3



Scan to watch the pitching video

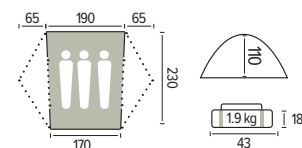


Closed view

Mosquito screen inner tent



Top view





**NEW!**



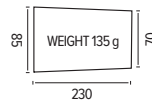
Groundsheet used with flysheet



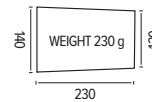
Carry pouch built into the groundsheet

This groundsheet features hook loops and attaches directly to the JAYA tent's poles to protect the tent's groundsheet. It also provides additional protection against dampness, cold, etc. To save weight, this groundsheet can be used by itself with the JAYA tent's poles and flysheet.

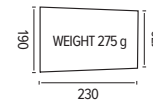
**GROUND SHEET 1**  
M/T25KL33



**GROUND SHEET 2**  
M/T25KE28



**GROUND SHEET 3**  
M/T25KM34



**FABRIC** Ripstop silicone 30D polyurethane-coated (PU) 3000 mm polyester



**ADDITIONAL DAC PEGS ON P. 37**

**JAYA 1, 2 & 3**

A tent with a record-breaking lightweight design in its category, the JAYA tent has been designed to meet the requirements of even the toughest hikers. Designed with a single-piece aluminium frame, the structure is self-supporting. It can be pitched in hot, dry conditions, without its flysheet.

In terms of size, it offers an extremely comfortable sleeping width. Its 230 cm length means you can store some of your kit in the sleeping space. It features two generous awnings and two entrances. Its inner height is a real asset. The inner tent is composed entirely of mosquito screens, ensuring full ventilation and considerably reducing interior condensation. The JAYA has an incomparable weight:volume ratio, which makes it a huge plus for hikers!

**FLYSHEET** Ripstop 15D silicone polyurethane-coated (PU) 2000 mm polyester, sealed seams,

ventilation flaps, tensioning attachments  
**SLEEPING SPACE GROUND SHEET** Ripstop 30D silicone polyurethane-coated (PU) 3000 mm polyester, sealed seams

**INNER TENT:** 20D mosquito screen

**SLEEPING SPACE ENTRANCE:** Mosquito screen doors

**1 ALUMINIUM DAC POLE** Ø 8.5 mm (supplied with a pole repair kit)

**MINIMUM WEIGHT** (flysheet, inner tent and poles) 1380 g (for the Jaya 2)

**MAXIMUM WEIGHT WITH PEGS** 1520 g (for the Jaya 2)

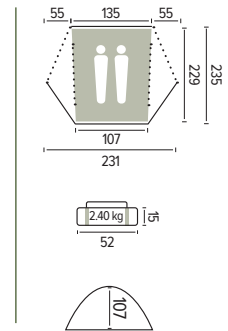
**ALUMINIUM DAC PEGS (X8)**

**CARRY BAG** Ripstop 15D silicon polyurethane-coated (PU) 2000 mm polyester

**SELLA** 2-pole tent, ultra-light for hiking in high mountains. Low-profile for greater wind resistance. 2 entrances, 2 storage apses. The inner tent has a self-supporting frame and can be set up by itself in good weather.

## SELLA 2

**FLYSHEET** Ripstop 210T/70D PU-coated 3000 mm waterproof polyester, sealed seams, 1 ventilation flap  
**INNER TENT** Breathable 210T/70D (WR) polyester.  
 Mesh Pro sleeves  
**SLEEPING SPACE GROUND SHEET** 190T/70D PU-coated 5000 mm waterproof polyester  
**SLEEPING SPACE ENTRANCE** Mosquito screen door  
**2 PRE-CURVED 7001 T6 ALUMINIUM POLES**  $\phi$  8.5 mm  
**STORAGE POCKETS**  
**ALUMINIUM WIRE PEGS**



Closed door view



Closed mosquito screen view

SELLA 2  
M/V919R04



Ripstop



aluminium



PU  
3000

SELLA 3  
M/V919T05



**NEW!**

## SELLA 3

**FLYSHEET** Ripstop 210T/70D 3000 mm waterproof PU polyester, sealed seams, 1 flap  
**INNER TENT** Ripstop 210T/70D breathable polyester (WR).  
 Mesh Pro sleeves  
**SLEEPING SPACE GROUND SHEET** 190T/70D PU-coated 5000 mm waterproof polyester  
**SLEEPING SPACE ENTRANCE** Double mosquito screen doors mosquito screen  
**3 PRE-CURVED ALUMINIUM 7001 T6 POLES**  $\phi$  8.5 mm  
**ALUMINIUM WIRE PEGS**



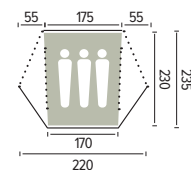
Closed door view



Closed mosquito screen view



Carry bag view



Ripstop



aluminium



PU  
3000

**NEW!**

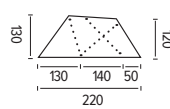
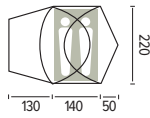
## CYCLO

M/V919T05

The *CYCLO* tent by JAMET is a tent designed for cycle-touring. It can be pitched without the groundsheet or inner sleeping space for quick shelter in the event of bad weather. The large apse has 2 straps and can hold 2 bikes, as well as bags. Its rear entrance means you can bring it into the tent, even when the storage space is full.



View without groundsheet



- FLYSHEET AND SLEEVES** Ripstop 210T/70D PU-coated 3000 mm waterproof polyester, sealed seams, 2 ventilation flaps
- INNER TENT** Ripstop 210T/70D breathable polyester (WR), Mesh Pro sleeves
- SLEEPING SPACE GROUND SHEET** 190T/70D PU-coated 5000 mm waterproof polyester
- SLEEPING SPACE ENTRANCE** Mosquito screen door with a blind
- 2 PRE-CURVED 7001 T6 ALUMINIUM POLES**  $\phi$  8.5 mm
- STORAGE POCKETS**
- ALUMINIUM WIRE PEGS**



## NEWBERRY

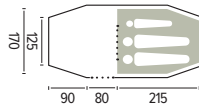
M/V918R02

The *NEWBERRY* is a lightweight tunnel dome tent with a large storage apse. Recommended for hiking in the mountains, it's perfectly suited to and ideal for cycle touring. The inner tent can remain attached to the flysheet, keeping it dry when pitching in the rain. Its carefully designed shape provides a great weight to volume ration and good wind resistance.

- FLYSHEET** Ripstop 210T/70D, 3000 mm waterproof PU-coated polyester, sealed seams, ventilation flaps, gylines, reflective strips, Oxford polyester sleeves
- INNER TENT** Ripstop 210T/70D breathable polyester (WR)
- SLEEPING SPACE GROUND SHEET** 190T/70D PU-coated 5000 mm waterproof polyester
- Storage pockets
- SLEEPING SPACE ENTRANCE** Half mosquito screen door with blind
- 3 ALUMINIUM POLES 7001 T6**  $\phi$  8.5 mm
- ALUMINIUM WIRE PEGS**



Closed view



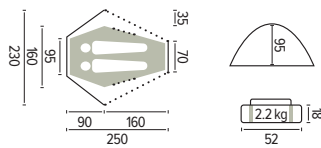


Closed view

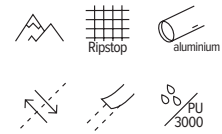
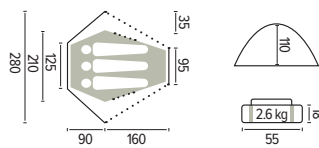


Mosquito screen inner tent

DOLOMITE 2 - M/V919P03



DOLOMITE 3 - M/V936J02



1

## 1 | DOLOMITE

2-pole tent, ultra-light for hiking in high mountains. Low-profile for greater wind resistance. 2 entrances, 2 storage apses. The inner tent can be pitched on its own in good weather.

### DOLOMITE 2

**FLYSHEET** Ripstop polyester 210T/70D, 3000 mm waterproof PU, sealed seams, ventilation flaps, guylines, reflective strips. Flysheets attaches to poles with velcro system

**INNER TENT** breathable Ripstop polyester 210T/70D (WR) Pro mesh sleeves

**SLEEPING SPACE GROUND SHEET** 190T/70D 5000 mm waterproof PU-coated polyester, sealed seams

**SIDE SLEEPING SPACE ENTRANCES** Double mosquito screen doors - Storage pockets

**2 ALUMINIUM POLES** 7001 T6 Ø 8.5 mm

**ALUMINIUM WIRE PEGS**

### DOLOMITE 3

**FLYSHEET** Ripstop polyester 210T/70D, 3000 mm waterproof PU, sealed seams, ventilation flaps, guylines, reflective strips; Flysheets attaches to poles with velcro

#### INNER TENT

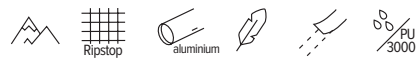
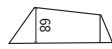
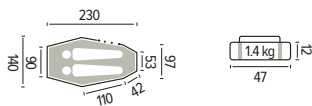
Ripstop 210T/70D breathable polyester (WR). Pro mesh sleeves

**SLEEPING SPACE GROUND SHEET** 190T/70D PU-coated 5000 mm waterproof polyester, sealed seams

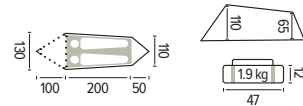

**SIDE SLEEPING SPACE ENTRANCES** Double mosquito screen doors - Storage pockets

**2 ALUMINIUM POLES** 7001 T6 Ø 8.5 mm

**ALUMINIUM WIRE PEGS**



Closed door view



## 2 | HIMALAYA

2-pole dome tent, ultra-lightweight, for hiking in the mountains. Low-profile for greater wind resistance.

**SIMPLE ROOF** Ripstop 210T/70D PU-coated 3000 mm waterproof polyester, sealed seams, 3 ventilation flaps, reflective strips, Oxford polyester sleeves  
**SLEEPING SPACE GROUND SHEET** 190T/70D PU-coated 5000 mm waterproof polyester  
**SLEEPING SPACE ENTRANCE** Double mosquito screen doors  
**2 PRE-CURVED 7001 T6 ALUMINIUM POLES**  $\phi$  8.5 mm  
**ALUMINIUM WIRE PEGS**

## 3 | MONTE CINTO

2-pole ultra-lightweight dome tent with large storage apse, for hiking in the mountains. Low-profile for greater wind resistance. Generous space and large ventilation flaps for minimal condensation inside.

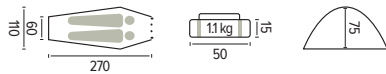
**SIMPLE ROOF** Ripstop 210T/68D PU-coated 3000 mm waterproof polyester, sealed seams, pole attachment to simple roof with ABS hooks  
**SLEEPING SPACE GROUND SHEET** 190T/68D PU-coated 5000 mm waterproof polyester  
**SLEEPING SPACE ENTRANCE** Double mosquito screen doors  
**2 PRE-CURVED 7001 T6 ALUMINIUM POLES**  $\phi$  8.5 mm  
**ALUMINIUM WIRE PEGS**



V771C01



1



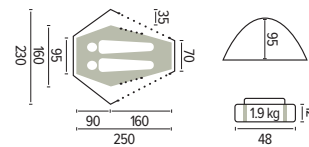
M/V921E03



Closed door view



Inner tent



2

## 1 | SHELTER

2-pole tunnel dome tent with no inner tent, for solo hikes and athletic hiking.

**SIMPLE ROOF** PU-coated 2000 mm waterproof polyester, ventilation flaps, guyline attachments

**SLEEPING SPACE GROUND SHEET** PU-coated 2000 waterproof polyester, sealed seams

**SLEEPING SPACE ENTRANCE** Double mosquito screen doors

Storage pockets

**2 FIBREGLASS POLES**  $\phi$  7.9 mm

**ALUMINIUM WIRE PEGS**

## 2 | OURAL

1-pole low-profile tent for greater wind resistance. 2 entrances, 2 storage apses.

**FLYSHEET** 190T/70D PU-coated 3000 mm waterproof polyester, sealed seams, ventilation flaps, guyline attachments, reflective strips

**Inner tent** Breathable 190T/70D polyester (WR). Pro. mesh sheath

**SLEEPING SPACE GROUND SHEET** 190T/70D PU-coated 3000 mm waterproof polyester, sealed seams

**1 FIBREGLASS POLE**  $\phi$  8.5 mm

**SIDE SLEEPING SPACE ENTRANCES**

Mosquito net double doors

Storage pockets

**STEEL WIRE PEGS**



### 3 | MEXICO

2-pole dome tent with storage apse.

FLYSHEET 190T/70D 2000 mm waterproof  
PU-coated polyester, sealed seams, ventila-  
tion flaps, gylines

SLEEPING SPACE GROUND SHEET

10 x 10 / 1000D/140 g/m<sup>2</sup> polyethylene

INNER TENT Breathable 190T/70D polyester  
(WR)

SLEEPING SPACE ENTRANCE Double mosquito  
screen doors

Storage pockets

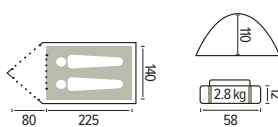
2 FIBREGLASS POLES MEXICO 2XL

ø 7.9 mm / Mexico 3XL: ø 8.5 mm

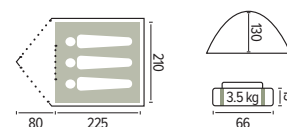
STEEL WIRE PEGS



MEXICO 2XL - M/V916A02



MEXICO 3XL - M/V917W02









## Family tents

---

*Ideal, reliable & robust*

Spacious and practical 4-6 person tents designed for camping in one spot or infrequently moving camp. Ideal for summer holidays with friends and family. These sturdy and reliable tents offer great comfort, letting you stay standing in the living space.

### **FAMILY TENT QUALITY**

- Flysheet, PU-coated 3000 mm waterproof polyester Inner tent, sleeping space ground-sheet in PU-coated waterproof polyester, sealed seams.

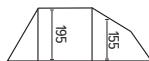
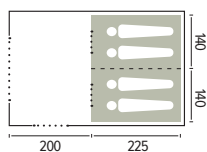
1

Closed door  
and blinds viewClosed mosquito  
screen view

M/V937C01



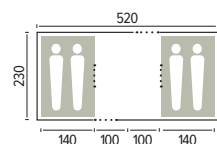
3 303000 014600



M/A955G01



3 303000 023015

Closed door  
viewClosed mosquito  
screen view

2

## 1 | SISCO 4

3-pole tunnel dome family tent, spacious, large sleeping space with 2 entrances and a central dividing blind. Large living space with 2 entrances, 1 mosquito screen window, 2 supporting poles. Groundsheet stitched to flysheet. High ventilation.

**FLYSHEET** 190T/70D PU-coated 3000 mm polyester, sealed seams, large upper mosquito screen ventilation

**GROUND SHEET** 140 g/m<sup>2</sup> polyethylene stitched into groundsheet

**INNER TENT** Breathable 190T/70D polyester (WR)

**SLEEPING SPACE ENTRANCES** Single mosquito screen door

**3 FIBREGLASS POLES**  $\phi$  11 mm

**2 SUPPORT POLES**

## 2 | OTTAWA

Spacious family dome that with plenty of space underneath the high slope for an improved sleeping space; large and well-ventilated spaces.

**FLYSHEET** 68D PU 2000 mm waterproof polyester

Polyester sleeves

**INNER TENT** 68 D polyester

190 T BR FR

**SLEEPING SPACE GROUND SHEET** PE 190T/68D

10 X 10 140 g/m<sup>2</sup>

**LIVING SPACE GROUND SHEET** PE 10 X 10 120 g/m<sup>2</sup>

Storage pockets

**3 FIBREGLASS POLES**  $\phi$  9.5 mm and 11 mm

**STEEL WIRE PEGS**

**TRIGANO**



## Awnings



*The fabric is the main material in your awning,  
it's exposed on the front line against the weather.  
It thus needs to be resistant and comfortable,  
so that it can support your awning for many years to come.*

Here at TRIGANO, we are meticulous in selecting our fabrics, and each one is carefully tested to give you peace of mind and make your life easier.

## ROOF

### TRIGAROOF I TEX 240 POLYESTER WITH SINGLE-SIDED ACRYLIC COATING 240 g/m<sup>2</sup>

UV- and weather-resistant.

This material has an anti-mould treatment and is composed of:

- 1 exterior layer of water-repellent acrylic coating
- 1 interior layer of fabric which slows down condensation.

### TRIGAROOF I RESIST 420 WOVEN FIBRE WITH DOUBLE-SIDED PVC COATING 420 g/m<sup>2</sup>

Laminated waterproof and extreme weather-resistant material.

### TRIGAROOF I TEX 280 POLYESTER WITH SINGLE-SIDED ACRYLIC COATING 280 g/m<sup>2</sup>

UV- and weather-resistant.

This material has an anti-mould treatment and is composed of:

- 1 exterior layer of water-repellent acrylic coating
- 1 interior layer of fabric which slows down condensation.

### TRIGAROOF I RESIST 480 WOVEN FIBRE WITH DOUBLE-SIDED PVC COATING 480 g/m<sup>2</sup>

Laminated waterproof and extreme weather-resistant material. Interior sunlight blocking layer for living comfort.

## TRADITIONAL AWNING WALLS

**SANSONS**  
- 3 - OCCASIONAL USE

### TRIGATEX I 180 & 220 POLYESTER WITH ACRYLIC COATING 180 AND 220 g/m<sup>2</sup>

UV- and weather-resistant.

This material has an anti-mould treatment and is composed of:

- 1 exterior layer of water-repellent acrylic coating
- 1 interior layer of fabric which slows down condensation.

**SANSONS**  
- 3 - OCCASIONAL USE

### TRIGACRYL I 280 COATED ACYCLIC POLYESTER 280 g/m<sup>2</sup>

Resistant and breathable material with water-repellent treatment.

### TRIGARESIST I 340 450 & 480 WOVEN FIBRE WITH DOUBLE-SIDED PVC COATING 340, 450 AND 480 g/m<sup>2</sup>

Laminated waterproof and extreme weather-resistant material.

Textured linen canvas exterior finish.

### CAMPCLIMATE PRO 100% COTTON

Waterproof, natural and breathable material with rot-resistant treatment.

## INFLATABLE AWNING WALLS

### OCCASIONAL USE

#### CAMPTEX - OXFORD RIPSTOP 210D PU 5000 MM POLYESTER

A durable all-weather fabric, Ripstop fibres stop rips and tears from spreading thanks to a thicker thread weft. The name "Oxford" indicates that the fabric is strengthened by a weft with double-thread warp. Its strong coating (5000 mm PU) makes it fully weatherproof and UV-resistant. The thread's 210D thickness makes it particularly durable.

### OCCASIONAL USE

#### CAMPTEX PRO - OXFORD RIPSTOP 300D PU 5000 MM POLYESTER

A durable all-weather fabric, Ripstop fibres stop rips and tears from spreading thanks to a thicker thread weft. The name "Oxford" indicates that the fabric is strengthened by a weft with double-thread warp. Its strong coating (5000 mm PU) makes it fully weatherproof and UV-resistant. The thread's 300-denier thickness makes it particularly durable.

### OCCASIONAL USE

#### CAMPTEX LIGHT - 190T 75D PU 3000 MM POLYESTER

Lightweight material combining waterproofing and durability.


#### CAMPCLIMATE - POLYCOTTON

The fabric's weft has been designed to provide maximum breathability and considerably reduce the temperature in the living area. This fabric is lightweight, waterproof, durable, water-repellent and breathable. Its 260 g/m<sup>2</sup> weight and Ripstop weave make it amazingly resistant.


## CURTAINS



SOLID WHITE



AZMINI



GRADIENT

**ALL TRIGANO AWNINGS WITH TRADITIONAL FRAMES** come with curtains to protect you from the sun and to provide privacy at night. There are three styles available to match your awning colour. (1 style per product, no choices possible).



So, in order to implement a certified environmental approach and manage the life cycle of our products, TRIGANO has joined forces with TEXYLOOP® to recycle 100% of our PVC canvases.

# Summary

- 104 Inflatables
- 112 Fibreglass frames
- 116 Traditional frames
- 127 Mini silver awning & sun canopy
- 129 Snow porch
- 130 Sun canopies
- 131 VIP sun canopies
- 134 Shelters
- 138 Annexes
- 139 Fittings & Options
- 142 Technical Specifications packing

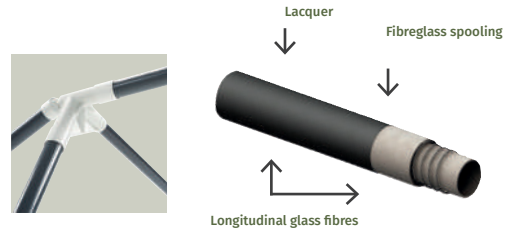


**Guaranteeing longevity for your awning, TRIGANO frames are both durable and easy to pitch, they're fitted with jointed corners to ensure the awning perfectly fits to your trailer tent and the ground.**

## FIBRE FRAME

### LIGHTWEIGHT AND NATURALLY RUST-RESISTANT FRAME

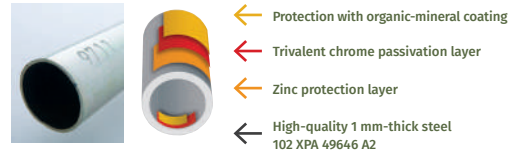
This highly durable, rust-resistant frame is lighter than a steel frame, making it easier to transport and handle. We recommend this frame for awnings used at the seaside, where the risk of rusting is higher, and for those stored in humid environments. Available as an option for our ETRETAT, TOUQUET and SICILE models.



## STEEL FRAME

### STAINLESS STEEL FRAME

TRIGANO stainless steel frames are designed to make your awning robust and stable, even in heavy rain, snow and extreme weather conditions. The 1 mm-thick steel has three layers of protection both inside and outside for guaranteed longevity and solidity.



## CLAMPING GRIPS

All of our frames come with clamping grips. Regardless of the temperature or tension applied, the grips always hold the frame in place.



## TRIFIX®

The TRIFIX® system developed by TRIGANO guarantees exceptional securing for the awning frame to your trailer tent. It also effectively protects your trailer tent from any contact with the frame.



## AIR FRAME

After several years of research and testing, TRIGANO has revolutionised the principle of pitching awnings with its AIR CAMP technology. Perfectly suited to touring holidays and designed for lovers of simplicity, these new awnings only take a few pumps of air to set up. This concept has nothing but positives: compact, set-up in 5 mins, heavy-duty puncture protection and the same wind resistance as conventional frames.

### So, how does it work?

The frame is replaced by inflatable arches. These inflatable frames, made of thermo-polyurethane (TPU), which is characterised by its high resistance to wear and tear, and its almost zero air porosity. The reinforced sleeves offer a high level of protection against puncturing. Each arch is inflated independently and can easily be replaced if necessary.

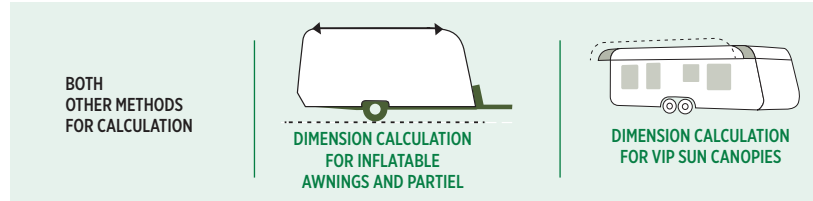
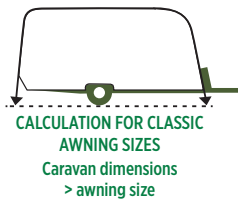


**FOAM WEDGE**  
lets you secure  
the poles, see p. 56

Determine your awning size according to the measurements of your trailer tent. Measure the profile of your trailer tent, from floor to floor and refer to the table. The TRIGANO double gusset enables to fit all caravan shapes, even the most profiled.

## SIZE OF YOUR AWNING

There are 3 ways of determining the size of your awning or sun canopy, as we explain below:



6.65 m to 7 m	>	A	7.70 m to 8.05 m	>	E	9.10 m to 9.45 m	>	I	10.50 m to 10.90 m
7.00 m to 7.35 m	>	B	8.05 m to 8.40 m	>	F	9.45 m to 9.80 m	>	J	10.90 m to 11.30 m
7.35 m to 7.70 m	>	C	8.40 m to 8.75 m	>	G	9.80 m to 10.15 m	>	K	
7.70 m to 8.05 m	>	D	8.75 m to 9.10 m	>	H	10.15 m to 10.50 m	>	L	

## DPS: DUAL PEGGING SYSTEM

There are two types of pegging available:



- Exterior skirt pegging, which involves staking pegs inside the awning and sliding the skirt outside the awning: This has the advantage of protecting the rubber rings from UV rays and the weather, hence extending their lifespan. This also keeps splashes away from the awning's walls.



- Interior skirt pegging involves staking the pegs outside the awning and sliding the skirt inside the awning: this makes pegging easier and provides a better seal when using a groundsheet.



With our new, innovative DPS system, which uses dual attachments, you can now choose between the two pegging methods to suit your use or preference.

## WARRANTY

**WARRANTY**  
**2 YEARS** | Covers all production faults

Your awning comes with a two-year guarantee for zip fastenings and a five-year guarantee for YKK fastenings, front the date of purchase, covering any production faults.

## SUPPLIERS



# Inflatable awnings



***After several years of research and testing, TRIGANO has revolutionised the principle of pitching awnings with its AIR CAMP technology.***

Perfectly suited to touring holidays and designed for lovers of simplicity, these new awnings only take a few pumps of air to set up. This concept has nothing but positives: compact, set-up in 5 mins, heavy-duty puncture protection and the same wind resistance as conventional frames.

### **So, how does it work?**

The frame is replaced by inflatable arches. These inflatable frames, made of thermo-polyurethane (TPU), which is characterised by its high resistance to wear and tear, and its almost zero air porosity. The reinforced sleeves offer a high level of protection against puncturing. Each arch is inflated independently and can easily be replaced if necessary.

#### USEFUL SYMBOLS



Pop-top trailer tent



Trailer tent



Motorhome




Campervan



Van





OPEN LAGOON



LAGOON MOSQUITO SCREENS



CLOSED LAGOON



## LAGOON

SMS/MS  
- 3 -

Choose a model that is easy to carry thanks to its inflatable arch. Discover the benefits of AIR CAMP technology, TRIGANO innovation, which simplifies installation and makes it considerably more compact. The front can be detached or rolled up to increase your living space area. The two side doors with mosquito screens add a practical aspect to this awning, which measures 2.50 m in depth. To preserve your privacy after the sun sets, or during the day if needed, the windows are fitted with interior blinds. The LAGOON awning is extremely robust and features an ultra-resistant coated fabric. The Awning Canopy Kit lets you fit the awning onto the canopy of certain motorhomes and campervans.

### SPECIAL FEATURES

- Exterior inflation point for fast access
- Pegging loop on the skirt
- Mosquito screens on the side doors
- 2 steel telescopic rear poles to fix the awning securely to the trailer tent
- High-pressure pump with built-in gauge

### MATERIALS



CAMPTEX



AIR FRAME

### DIMENSIONS

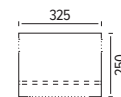
\* Min/max adjustable height.



DEPTH  
2 m 50



M/7623/1



19 kg  
83

### SUPPLIED AS STANDARD WITH

Awning - High-pressure pump - Pegging rubbers - Pegs - Mudguard and mudguard - 2 telescopic rear poles - Carry bag

**+** PRODUCTS

Lightweight design | Quick & easy pitching | Compact



Front front in 1 section



Interior blinds

\*Photos non-binding



ARUBA MOSQUITO SCREEN



CLOSED ARUBA



OPEN ARUBA



Scan to watch the pitching video



# ARUBA

SERIES - 3 -

## MATERIALS



CAMPTEX



AIR FRAME

## DIMENSIONS | 2 SIZES AVAILABLE

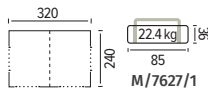
\* Min/max adjustable height.



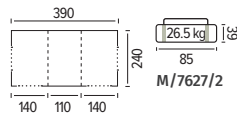
DEPTH 2 m 40



235 to 250



320  
240  
85  
22.4 kg  
M/7627/1



390  
240  
85  
26.5 kg  
M/7627/2

## SUPPLIED AS STANDARD WITH

Awning - High-pressure pump - Pegging rubbers - Pegs - Mudguard and mudguard - 2 telescopic rear legs - Mudguard and mudguard - 4 raising poles - Carry bag - Middle ridge poles (4 for the 320 and 6 for the 390)

The ARUBA awning really is the SAMOA awning's "little brother". Available in 2 sizes, it also has AIR CAMP technology which means it is quick and easy to pitch.

Its new design has given it a modern makeover. It fits perfectly to various caravan models on the market. Its large bay windows will let you enjoy natural light all day long.

## SPECIAL FEATURES

- Exterior inflation point for fast access
- Pegging loop on the skirt
- Mosquito screens on all doors
- High-pressure pump with built-in gauge

## OPTIONS

- Roof lining
- Interior sleeping and living spaces

## + PRODUCTS

Available in 2 sizes | Quick and easy to use  
Large living space (7.68 m<sup>2</sup> for the 320 and 9.68 m<sup>2</sup> for the 390)  
Large windows for maximum brightness



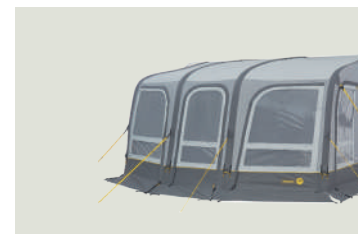
Detachable front in 1 section



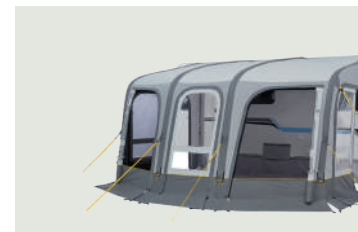
Interior blinds



Scan to watch the pitching video



CLOSED LIMA



LIMA WITH VERANDA BAR OPTION + MOSQUITO SCREENS



OPEN LIMA



## LIMA

SMSDKP  
- 3 -

Experience a new way to holiday with the LIMA awning! Its elegant, original design and rotunda shape provide maximum floor space. You'll enjoy the large, clear windows offering a panoramic view and the openings fitted with mosquito screens to keep annoying insects out. A side annex can be added for use as a storage space or sleeping space. Part of the AIR CAMP range, the LIMA awning has a particular, must-have asset: CAMPLIMATE fabric, which offers comfort and breathability in all conditions. This fabric is also lightweight and water-repellent, demonstrating exceptional resistance. Roof lining is included as standard for maximum insulated comfort.

### SPECIAL FEATURES

- Exterior inflation point for fast access
- Tensioning guy line straps
- Side ventilation flaps
- Mosquito screens on all doors
- Removable central front panel (LIMA 410)
- Insulated roof lining as standard
- Anti-sag ridge poles as standard
- 2 telescopic rear poles
- High-pressure pump with built-in gauge

### OPTIONS

- LIMA inflatable annex
- Interior sleeping space in annex
- Veranda ridge pole (Lima 410 only)

### MATERIALS



CAMPTEX



AIR FRAME

### DIMENSIONS | 2 SIZES AVAILABLE

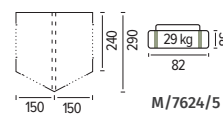
\* Min/max adjustable height.



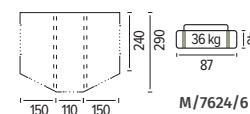
DEPTH  
2 m 90



235 to 257



M/7624/5  
SIZE 300



M/7624/6  
SIZE 410

### SUPPLIED AS STANDARD WITH

Awning - High-pressure pump - Anti-sag ridge poles - Pegging rubbers - Pegs - Guylines - Roof lining - Telescopic rear legs - Wheel guard and mudguard - Carry bag

### + PRODUCTS

Large living space (8.50 m<sup>2</sup> for the 300 and 11.50 m<sup>2</sup> for the 410)  
Large transparent windows for maximum brightness  
Quick and easy pitching



2 sides detachable and interchangeable



Blinds/blinds

\*Photos non-binding



HIGH-PRESSURE PUMP



Scan to watch the pitching video



### MATERIALS



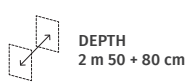
CAMPTEX PRO



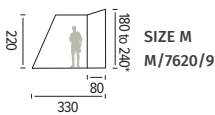
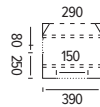
AIR FRAME

### DIMENSIONS | 2 ADAPTING HEIGHTS AVAILABLE

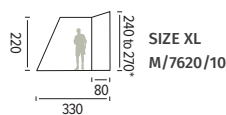
\* Min/max adjustable height.



DEPTH  
2 m 50 + 80 cm



SIZE M  
M/7620/9



SIZE XL  
M/7620/10

### SUPPLIED AS STANDARD WITH

Awning - High-pressure pump - Pegging rubbers - Pegs - Guylines - 2 central support poles - 1 vehicle connection ridge pole - Suction cups - Carry bag

BAG DIMENSIONS 90 X 45 X 45 cm  
WEIGHT 32.5 kg

## PHUKET M & XL

SAISON 3

Combine the PHUKET awning with your motorhome or campervan and head off to enjoy some wonderful adventures! This inflatable awning makes the most of its independence. As a standalone awning, it can be left on-site without the vehicle. Available in various adjustable heights, it can fit a large number of vehicles. Its modern style, practicality and great durability have earned it huge popularity. The awning, with a depth of 330 cm, offers a pleasant living space, featuring bright windows with interior blinds. The dividing door between the porch and living area lets you use the space as you wish. Designed using CAMPTEX fabric, the PHUKET awning is both lightweight and durable.

### SPECIAL FEATURES

- Exterior inflation point for fast access
- Pegging loop on the skirt
- Mosquito screens on all doors
- High-pressure pump with built-in gauge

### OPTIONS

- Awning kit
- Intermediary ridge poles
- Magnetic bracket
- Annex + interior sleeping space
- Roof lining

### + PRODUCTS

Large living space (9.75 m<sup>2</sup>)  
Large transparent windows for maximum brightness  
Quick and easy pitching



Double bracket  
5 and 7 mm



Interior blinds



FITS MINI SILVER 290 CARAVANS



CLOSED INDIANA



INDIANA MOSQUITO SCREENS



OPEN INDIANA



# INDIANA

SEASONS  
- 3 -

Designed for pop-top caravans, the INDIANA awning provides a warm welcome and all the comfort you could want. With its cutting-edge shape, the living area boasts a considerable height. Plus, its depth of 2.50 m and its great modularity means you'll see why this awning is sure to win you over. Its wide front canopy provides vital protection in the rain. The awning features detachable and adjustable sides. All panels are fitted with interior blinds. The large front mosquito screen window lets in the light you want on holiday while also providing maximum ventilation. The Indiana awning, with its AIR CAMP technology, will satisfy all your durability, waterproofing and seal needs.

### SPECIAL FEATURES

- Wide front canopy
- Exterior inflation point for fast access
- Peg loops on the skirt
- 2 front vents with covers
- Front mosquito screens
- High-pressure pump with built-in gauge
- Front can be raised
- Storm straps

### OPTIONS

- Roof lining
- Annex + interior sleeping space

### MATERIALS



CAMPTEX PRO



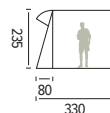
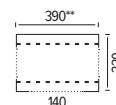
AIR FRAME

### DIMENSIONS

\* Min-max. fitting height | \*\* Minimum fitting width 290 cm.



DEPTH  
2 m 50



29 kg  
82

M/7621/6

### SUPPLIED AS STANDARD WITH

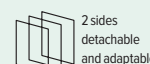
Awning - High-pressure pump - Pegging rubbers - Pegs - Guylines - 2 central support poles - Mudguard and wheel guard - 2 telescopic rear poles - Carry bag - Roof ridge pole

### + PRODUCTS

Quick and easy to use  
Large living space (7.68 m<sup>2</sup> for the 320 and 9.75 m<sup>2</sup> for the 390) | Large windows for maximum light



Allows for pegging on the interior and exterior skirts. See p. 103



Interior blinds

\*Photos non-binding



HIGH-PRESSURE PUMP



SANTA CRUZ MOSQUITO SCREEN



CLOSED SANTA CRUZ



Scan to watch the pitching video



## SANTA CRUZ V3

S.M.SONS  
- 3 -

### MATERIALS



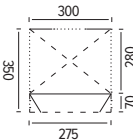
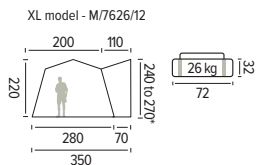
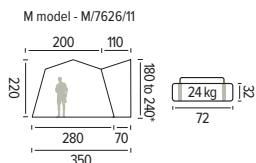
CAMPTEX PRO



AIR FRAME

### DIMENSIONS

\* Min/max adjustable height.



The SANTA CRUZ awning is a perfect combination of style and comfort. Thanks to its adjustable gusset, this inflatable awning offers numerous installation options for various vehicle heights. The choice of durable fabrics was not left to chance. Modern colourways to brighten up your days. The SANTA CRUZ awning features a stitched-in groundsheet in the living space for total protection against humidity and insects. The doors' mosquito screens complete the ventilation process. The dividing door between the porch and living space enables you to separate those spaces. This independent awning can also be left standing when you drive somewhere.

### SPECIAL FEATURES

- Stitched-in groundsheet in living space
- Mosquito screens on all doors
- Separating door between the porch and living space
- High ventilation

### OPTIONS

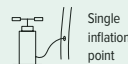
- Awning kit
- Magnetic bracket

### SUPPLIED AS STANDARD WITH

Awning - High-pressure pump with integrated gauge - 3 high-tension inflatable ridge poles - Suction cups - Carry bag

### + PRODUCTS

Quick pitching  
2 removable and interchangeable sides



Single inflation point



Double bracket 5 and 7 mm



Blinds blinds



NORTH-TWIN INTERIOR



CLOSED NORTH-TWIN



## NORTH-TWIN

3 SEASONS

For those seeking a practical, comfortable, elegant awning, the NORTH-TWIN is perfect for you. Its large adjustment gusset fits many motorhomes and campervans. This awning is ideal for extending your vehicle's living area. Its impressive space and unrivalled flexible design will definitely appeal. Delivered with two removable sleeping spaces as standard, it can accommodate up to four people. With those sleeping spaces removed, you can love a spacious, bright room with the option of setting up a dining area. It also provides perfect ventilation thanks to the mosquito screen panels. Fitted with AIR CAMP technology, this fully independent awning only takes a few minutes to set up and is ideal for touring.

### SPECIAL FEATURES

- Stitched groundsheet
- Two removable 2-person sleeping spaces
- Separating door between the porch and living space
- 2 wide side windows with blinds
- Large mosquito screen vents

### OPTIONS

- Awning kit
- Magnetic bracket

### MATERIALS



CAMPTEX PRO

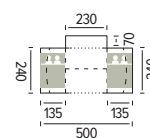
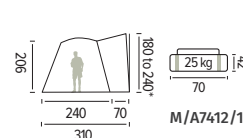


AIR FRAME

### DIMENSIONS



DEPTH  
2 m 40



### SUPPLIED AS STANDARD WITH

Awning - 2 sleeping spaces - High-pressure pump with integrated gauge - 1 vehicle connection ridge pole - Suction cups - Pegs - Carry bag

### PRODUCTS

Quick and easy to use  
Modular space (storage / sleeping spaces)  
Large windows for maximum brightness



2 removable sleeping spaces



Double bracket 5 and 7 mm



Interior blinds

\*Photos non-binding



***Designed for touring, there's no more need to pitch and take down awnings when you move your vehicle.***

The awnings with fibreglass frames have been designed to fit all motorhomes and campervans on the market. Lightweight and easy to use, they'll prove essential for all your adventures. The various models enable installation on the side or rear of your vehicle, so there is a model

for every need! Awnings with a fibreglass frame offer an optimal balance between compact dimensions when folded and a large living space when unfolded. So, you can now make the most of your holiday spots, without limitations!





## SANTA CLARA

SALSONS  
- 3 -

The ideal awning for touring campers or for those who want something easy to use and prefer spending their holiday time relaxing rather than pitching an awning. In fact, the SANTA CLARA is the best choice if you're looking for quick and easy pitching. This standalone awning can remain pitched even if the camper van leaves the campsite. You will love the vast light this awning gets thanks to its 2.5 m large front window. This awning has a lightweight, robust and modern design.

### SPECIAL FEATURES

- Stitched-in groundsheet in living space
- Mosquito screens on all doors
- Separating door between the porch and living space
- Top ventilation
- 2 side windows and entrances

### OPTIONS

- Awning kit
- Magnetic bracket

### MATERIALS



CAMPTEX



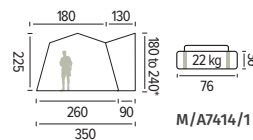
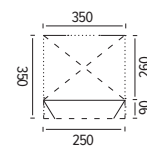
AIR FRAME

### DIMENSIONS | 2 SIZES AVAILABLE

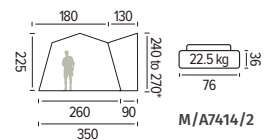
\* Min/max adjustable height.



DEPTH  
2 m 60



M/A7414/1



M/A7414/2

### SUPPLIED AS STANDARD WITH

Awning - 1 vehicle connection ridge pole - Suction cups - Carry bag

**+** PRODUCTS

Lightweight design | Easy to use  
Practical pitching | Touring



Double  
bracket  
5 and 7 mm



Interior  
blinds

\*Photos non-binding



AUTOMATIC FRAME  
WITH "UMBRELLA" OPENING



#### TOURING

## SAPPORO

Your travels are about to become a whole lot more comfortable and practical thanks to the SAPPORO awning. This innovative design has been specifically created to fit onto the rear of a vehicle. This awning's automatic opening system is a great added plus. This standalone awning can remain in place even if the campervan leaves its campsite pitch. You'll enjoy exceptional light thanks to the large clear windows with interior blinds. With a depth of 4 m, it is both spacious and comfortable. The dividing door between the porch and the living space means you can separate these areas however you like. This awning is both lightweight and robust. Its quick-pitching handles mean you can lock or unlock the frame instantly.

#### MATERIALS



CAMPTEX  
LIGHT



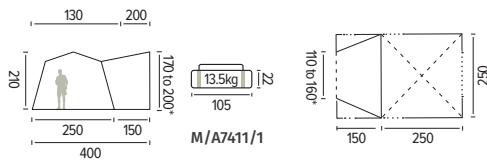
AIR FRAME

#### DIMENSIONS

\* Min/max adjustable height.



DEPTH  
4 m



Awning can be fitted onto the back of vehicles.

#### SUPPLIED AS STANDARD WITH

Awning - Pegs - Carry bag

#### SPECIAL FEATURES

- Automatic frame with "umbrella" opening
- Separating door between the porch and living space
- Wide rear barge for maximum storage space or toilet area

#### OPTIONS

- Awning kit
- Magnetic bracket



PRODUCTS

Lightweight design | Easy to use  
Practical pitching | Touring



Automatic  
frame



Interior  
blinds



## TOURING

# BIVOUAC CAR

Designed for fans of touring camping, the BIVOUAC CAR awning fits campervans and people movers and is designed to fit campervans and motorhomes. It provides complete freedom during your travels. This standalone awning has a side door and boasts the option of being left pitched when the vehicle leaves camp. An efficient tunnel shelter, you'll love how lightweight it is, thanks to its fibreglass structure. The BIVOUAC CAR awning boasts generous dimensions, including a depth of 3.30 m. Taking up minimal space, it is extremely compact when folded and can easily be stored in your luggage.

### SPECIAL FEATURES

- Front door can be raised as an awning
- 2 side mosquito screens with blinds
- Rear canopy acting as a waterproof porch over the vehicle.
- 1 side entry
- Adapter skirt covering the roof of the vehicle, held by guy lines attached to the back of the vehicle
- Separating door between the porch and living space

### MATERIALS



CAMPTEX  
LIGHT

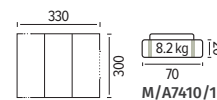
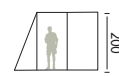


AIR FRAME

### DIMENSIONS



DEPTH  
3 m 30



### SUPPLIED AS STANDARD WITH

Awning - 2 raising poles - Pegging rubbers - Carry bag

**+** PRODUCTS

Lightweight design | Easy to use  
Practical pitching | Touring



Interior  
blinds

\*Photos non-binding



COTTON

***A comprehensive range of awnings designed to fit  
with all caravan models.***

TRIGANO's range of awnings with metal frames is compatible with all caravan models on the market. The different designs and characteristics of the models on offer mean that you can perfectly match the awning to your vehicle and

your tastes. Thank to the various options available, you'll not only be able to improve the aesthetics of your awning, you'll also be able to adjust its comfort, so that your holidays are (truly) unforgettable!

COTTON



FRAME MADE IN FRANCE

CALCULATE THE SIZE OF YOUR AWNING P. 103



HALF-OPEN GUÉRANDE



GUÉRANDE OPEN WITHOUT WALLS



GUÉRANDE OPEN VERANDA POLE

## GUÉRANDE

SAMSUNG  
3

The GUÉRANDE awning offers you high-end performances. Designed principally in cotton, it offers optimal breathability and waterproofing. Its large, adjustable windows allow you to adapt the additional living area by using a smaller or larger opening to the exterior. The bay windows also have curtains, so that you can enjoy a moment of peace and quiet, with total privacy.

### SPECIAL FEATURES

- 30 cm canopy
- Power grips
- Large mosquito screens on walls
- TRIFIX system
- Canopy with frame and anti-sag poles on sizes I to M
- Tensioning guy lines
- Vents with covers under canopy for sizes D to M
- Eyelets on skirt

### OPTIONS

- Sleeping space
- Kitchen
- Storage
- Insulated roof lining as standard
- Anti-sag poles
- Veranda poles
- Awning extension
- Canopy frame kit
- Fibreglass frame
- Tensioning kits (guy lines + pegs)

### MATERIALS

TRIGAROOF TEX 240 CAMPCLIMATE PRO

STEEL FRAME

### DIMENSIONS | 2 SIZES AVAILABLE

DEPTH  
2 m 70

DEFGH

UKLM



### SUPPLIED AS STANDARD WITH

Frame and carry bag - Canvassing and carry bag - Pegs + corner pegs - TRIFIX - Pegging straps - Pair of curtains (Azmini) - Mudguard - Wheel guard

PRODUCTS

Natural and ventilated cotton  
Great depth  
Various configurations  
available



Allows for pegging on the interior and exterior skirts. See p. 103



2 sides detachable and adaptable



Removable front with 2 sections for sizes D to M



Removable front with 1 section for sizes B and C

\*Photos non-binding



STANDARD BLINDS FOR PROTECTION FROM THE EXTERIOR



FRAME MADE IN FRANCE



### MATERIALS

TRIGAROOOF RESIST 480 TRIGAROOOF RESIST 340 & 450

STEEL FRAME

### DIMENSIONS | 2 SIZES AVAILABLE



EFGH



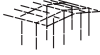
IJKLM



EFGH



IJKLM



### SUPPLIED AS STANDARD WITH

Frame and carry bag - Canvassing and carry bag - Pegs + corner pegs - TRIFIX - Pegging straps - Pair of curtains (Azmini) - Mudguard - Wheel guard - Insulated roof lining

## MONTREUX

SEASONS  
- 4 -

The MONTREUX is the ultimate all-season PVC awning for those who like to stay in one place. It has proven its high resistance and exceptional longevity. The anti-sag poles are a standard feature and ensure optimal roof support even in the snow. The seams on the roof, covered with a heat-sealed band, ensure total watertight seams and offer long-term protection. With a depth of 2.50 m or 3 m, this awning promises great times shared with friends and family in a spacious, bright living area. The large windows are fitted with external blinds. Its design has been specifically reworked to ensure perfect ventilation and insulation in all circumstances: ventilation under canopy, large mosquito screens and insulated canopy as standard.

### SPECIAL FEATURES

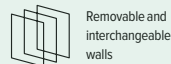
- 30 cm canopy
- Power grips
- Insulated roof lining as standard
- Trifix SYSTEM
- Large mosquito screens on wall
- Eyelets on skirt
- External blinds
- Front vents with covers
- Frame with reinforced corners

### OPTIONS

- Sleeping space
- Kitchen
- Storage
- Veranda poles
- Awning extension
- Tensioning kits (guy lines + pegs)

### + PRODUCTS

Reinforced steel frame  
Weather-resistant  
For use over long periods





## PARTIEL

SEASONS  
- 4 -

Make the most of your camping holidays with a remarkable awning. The PARTIEL awning has been designed to fit the largest trailer tents as well as some mobile-home models. Combining classic style and unquestionable elegance, this all-season PVC awning has been designed for long-stay use, even under extreme conditions. The large windows are fitted with external blinds enabling the windows to be completely closed and protected. The double-slope roof, designed from a single piece of material, facilitates the opening of the door, and contributes to the perfect run-off for rainwater. The PARTIEL awning meets the resistance requirements for year-round use, with its frame with reinforced corners.

### SPECIAL FEATURES

- 30 cm canopy
- Power grips
- Fixed walls with door on each side
- Mosquito screen on right-hand side with blind
- Trifix SYSTEM
- Large mosquito screens on wall
- Eyelets on skirt
- External blinds
- Front vents with covers
- Frame with reinforced corners

### OPTIONS

- Tensioning kits (guy lines + pegs)
- Insulated roof lining

### MATERIALS

TRIGAROOF TRIGAROOF  
RESIST 420 340/450

STEEL FRAME

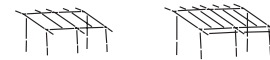
### DIMENSIONS | 3 SIZES AVAILABLE

\* Interchangeable height from 2.40 m to 2.55 m.

DEPTH  
2 m 40

3 m 50 & 4 m 75

6 m



### SUPPLIED AS STANDARD WITH

Frame and carry bag - Canvassing and carry bag -  
Pegs + corner pegs - TRIFIX - Pegging straps -  
Pair of curtains (Azmini) - Mudguard - Wheel guard

**+** PRODUCTS

For use over long periods  
Highly resistant product | Double sloping roof



Removable  
front with  
1 or 2 sections  
for 6 m



Removable  
front with 1 section  
for 3.50 m and  
4.75 m

\*Photos non-binding



ZIPPED COVERS OVER MOSQUITO SCREEN



OPEN SICILE



CALCULATE THE SIZE OF YOUR AWNING P. 103



## SICILE

SAMSUNG  
- 3 -

### MATERIALS

TRIGAROOF TRIGARESIST  
TEX 240 340  
TRIGATEX 180

STEEL FRAME

### DIMENSIONS

DEPTH  
2 m 70



### SUPPLIED AS STANDARD WITH

Frame and carry bag - Canvassing and carry bag -  
Pegs + corner pegs - TRIFIX - Pegging straps -  
Pair of curtains (Azmini) - Mudguard - Wheel guard

Designed for seasonal use, the SICILE awning provides the quality and comfort you'd expect from a trailer tent awning. The living area is popular for its 2.70 metre depth and is synonymous with comfort and entertaining. The many opening possibilities and the great layout flexibility enable you to optimally manage light levels and temperature, with the added option of using the Sicile as a sun canopy in hot weather. The detachable, adjustable walls and detachable front are designed using Trigatex 180 fabric, which reduces the appearance of condensation. The canopy vents complete the ventilation system. The SICILE awning's front wall is cut high, making it easier for tall people to come in and out.

### SPECIAL FEATURES

- 30 cm canopy
- Power grips
- Large mosquito screens on walls
- TRIFIX system
- Canopy with frame and anti-sag poles for sizes I to M
- Eyelets on roof for use with a tensioning kit
- Vents with covers under canopy for sizes D to M

### OPTIONS

- Sleeping space
- Kitchen
- Storage
- Insulated roof lining
- Anti-sag pole kit
- Veranda poles
- Awning extension
- Canopy frame kit
- Fibreglass frame
- Tensioning kits (guy lines + pegs)
- Eyelets for guy lines

### + PRODUCTS

Great depth  
270 cm | Modularity  
Double side vents



Allows for pegging on the interior and exterior skirts. See p. 103



Walls are removable and adaptable



Removable front with 2 sections for sizes D to M



Removable front with 1 section for sizes B and C





OPEN TOUQUET



CALCULATE THE SIZE OF YOUR AWNING P. 103

## TOUQUET

4 SEASONS

The perfect combination of practicality and comfort... The TOUQUET awning is a hit with lovers of space and brightness. Measuring 2.70 m in depth, and with wide removable fronts, the large living space is always a hit. Its design features PVC in modern colours, a steel frame and guy lines, enabling it to withstand all weather conditions. Even after holidays under the shade of the trees, or by the seaside, this awning shows no weakness thanks to its stain-proof coating which protects it from pine resin, not to mention its resistance to sea spray. The TOUQUET is one of the best awnings offering exceptional ventilation, thanks to its central vent and two side mosquito screens panels.

### SPECIAL FEATURES

- 30 cm canopy
- Clamp rings · Tensioning guy lines
- Large mosquito screens on walls
- TRIFIX system
- Canopy with frame and anti-sag bars on sizes I to M
- Eyelets on skirt
- Vents with covers under canopy for sizes D to M

### OPTIONS

- Sleeping space
- Kitchen
- Storage
- Veranda poles
- Awning extension
- Canopy frame kit
- Tensioning kits (guy lines + pegs)
- Fibreglass frame

### MATERIALS

TRIGAROOF TRIGARESIST  
RESIST 420 340  
TRIGATEX 180

STEEL FRAME

### DIMENSIONS

DEPTH  
2 m 70



### SUPPLIED AS STANDARD WITH

Frame and carry bag - Canvassing and carry bag -  
Pegs + corner pegs - TRIFIX - Pegging straps -  
Pair of curtains (Azmini) - Mudguard - Wheel guard

<p><b>+</b> PRODUCTS</p>	<p>Depth: 270 cm Modularity Double side vents</p>	<p>DPS DUAL PEGGING SYSTEM</p> <p>Allows for pegging on the interior and exterior skirts. See p. 103</p>	<p>Walls are removable and adaptable</p>	<p>Removable front with 2 sections for sizes D to M</p>	<p>Removable front with 1 section for sizes B and C</p>
--------------------------	---	--	--	---	---

\*Photos non-binding



CLOSED PRIMA



HALF-OPEN PRIMA



OPEN PRIMA WITHOUT FRONT



CALCULATE THE SIZE OF YOUR AWNING P. 103



## PRIMA

SANSONS  
- 3 -

### MATERIALS

TRIGAROOF TRIGARESIST  
TEX 240 335

STEEL FRAME

### DIMENSIONS

DEPTH  
2 m 40



### SUPPLIED AS STANDARD WITH

Frame and carry bag - Canvassing and carry bag -  
Pegs + corner pegs - TRIFIX - Pegging straps -  
Pair of curtains (Azmini) - Mudguard - Wheel guard

The PRIMA awning is designed for seasonal use. It has been designed especially to offer unbeatable value for money. It's easy to assemble and proves to be particularly suited for holiday-makers looking to increase their living space without sacrificing their holiday budget! Designed to make your life easier, the left-hand wall remains attached with its transparent material which lets in the extra light you need for the interior of your awning. The TRIGAROOF TEX 240 fabric used to make the PRIMA delays the appearance of condensation. This awning is popular for its modularity, interior comfort and numerous options.

### SPECIAL FEATURES

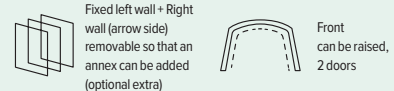
- 30 cm canopy
- Power grips
- Permanent ventilation under canopy
- Suction cup system
- 2 anti-sag poles for sizes I to M

### OPTIONS

- Sleeping space
- Kitchen
- Storage
- Veranda poles
- Awning extension
- Canopy frame kit
- Anti-sag poles

### + PRODUCTS

Front can be raised, transforming your awning into a sun canopy in a few seconds. | Curtains with an elegant design meaning you're protected from the sun and keep your privacy in the evenings.





CALCULATE THE SIZE OF YOUR AWNING P. 103



CLOSED AUSTRAL



HALF-OPEN AUSTRAL



OPEN AUSTRAL

## AUSTRAL

SAMSUNG  
- 3 -

The AUSTRAL is an outstanding awning for seasonal use. This 3 m deep awning provides unrivalled interior space. The ultra-breathable TRIGACRYL 280 canvas is perfect in warm weather and limits condensations. Experience comfort with the two side mosquito screens that can be closed with a transparent blind on the side of the trailer tent. You'll enjoy optimal brightness and ventilation throughout the day. The central vent with cover also contributes to your comfort. This awning provides the modularity you'll want for your camping holidays, with removable and interchangeable walls. The front is removable and splits into two sections. The linked frame poles and power grips make it easy to pitch.

### SPECIAL FEATURES

- Power grips
- Tensioning guy lines
- Central vents with covers
- Eyelets on skirt

### OPTIONS

- Sleeping space
- Kitchen
- Storage
- Veranda poles
- Awning extension
- Tensioning kits (guy lines + pegs)
- Anti-sag poles

### MATERIALS

TRIGAROOF TRIGARESIST  
TEX 280 480  
TRIGACRYL 280

STEEL FRAME

### DIMENSIONS | 2 SIZES AVAILABLE

DEPTH  
3 m

CDEFGH

UKLM



### SUPPLIED AS STANDARD WITH

Frame and carry bag - Canvassing and carry bag - Pegs + corner pegs - TRIFIX - Pegging straps - Pair of curtains (Gradient) - Mudguard - Wheel guard - 2 guylines

**+** PRODUCTS

Depth: 300 cm  
Multiple vents  
Large windows



Allows for pegging on the interior and exterior skirts. See p. 103



Walls are removable and interchangeable



Removable fronts with 2 separate sections

\*Photos non-binding



ATLANTIQUE WITH DOORS OPEN



OPEN ATLANTIQUE



CALCULATE THE SIZE OF YOUR AWNING P. 103



## ATLANTIQUE

SANSONS  
- 3 -

### MATERIALS

TRIGAROOF TRIGARESIST  
TEX 280 480  
TRIGATEX 220

STEEL FRAME

### DIMENSIONS

DEPTH  
2 m 70

CDEFGH

IJKLM

### SUPPLIED AS STANDARD WITH

Frame and carry bag - Canvassing and carry bag - Pegs + corner pegs - TRIFIX - Pegging straps - Pair of curtains (Gradient) - Mudguard - Wheel guard - 2 guylines

The ATLANTIQUE awning embodies comfort and modularity. You'll love its generous 2.70 m depth, providing a comfortable and inviting living space. Designed for seasonal use, this awning is made with TRIGATEX 220 canvas, which is a breathable material that effectively delays the appearance of condensation. The central vent provides the ventilation you need for an optimal interior temperature. The subtle combination of removable, interchangeable walls with the removable 2-section front provide considerable modularity that you're sure to appreciate. To make sure every camping trip is a success, the pitching has been designed to be simple, with linked frame poles.

### SPECIAL FEATURES

- Power grips
- Tensioning guy lines
- Central vents with covers
- Eyelets on skirt

### OPTIONS

- Insulated roof lining
- Storage
- Kitchen
- Sleeping space
- Awning extension
- Anti-sag poles
- Veranda poles
- Tensioning kits (guy lines + pegs)

+ PRODUCTS

Depth: 270 cm  
Multiple vents  
Large windows



Allows for pegging on the interior and exterior skirts. See p. 103



2 sides detachable and interchangeable



Removable fronts with 2 separate sections



CALCULATE THE SIZE OF YOUR AWNING P. 103



Océan WITH OPEN DOORS



OPEN Océan

## Océan

SAMSUNG  
- 3 -

Discover the Océan, a travel awning designed for seasonal use, and which meets all your needs and expectations. This incredibly modular awning features removable and adjustable panels with a large front window which lets the light stream in. It boasts the advantage of a depth of 2.50 m. The TRIGATEX 220 canvas considerably reduces the appearance of condensation. The living space is pleasant in any weather, with perfect ventilation provided by two vents with covers under the canopy. This awning is easy to set up yourself thanks to its linked frame poles. Popular because of its excellent value for money, the Océan awning is a modular, comfortable, and durable model with many options available.

### SPECIAL FEATURES

- Power grips
- Tensioning guylines
- Vents under canopy with covers
- Eyelets on skirt

### OPTIONS

- Sleeping space
- Kitchen
- Storage
- Insulated roof lining
- Veranda poles
- Awning extension
- Tensioning kits (guy lines + pegs)
- Anti-sag poles

### MATERIALS



TRIGAROOF  
TEX 280  
TRIGARESIST 480



STEEL FRAME

### DIMENSIONS



DEPTH  
2 m 50

B



CDEFGH



IJKLM



### SUPPLIED AS STANDARD WITH

Frame and carry bag - Canvassing and carry bag - Pegs + corner pegs - TRIFIX - Pegging straps - Pair of curtains (Gradient) - Mudguard - Wheel guard - 2 guylines

**+** PRODUCTS

Depth: 250 cm  
Modularity



Allows for pegging on the interior and exterior skirts. See p. 103



Walls are removable and interchangeable



Removable fronts in 1 or 2 sections

\*Photos non-binding



## HONFLEUR

SANSONS  
- 3 -

### MATERIALS

TRIGAROOF TRIGARESIST  
TEX 240 340  
TRIGATEX 180

STEEL FRAME

### DIMENSIONS

DEPTH  
2 m 50

1-2-3

AWNING SIZE	TRAILER TENT MODEL	DIMENSIONS
NO. 1	310/340	6.86 TO 7.06 M
NO. 2	380	7.22 TO 7.42 M
NO. 3	420/430	7.82 TO 8.02 M

### SUPPLIED AS STANDARD WITH

Frame and carry bag - Canvassing and carry bag -  
Pegs + corner pegs - TRIFIX - Pegging straps -  
Pair of curtains (Azmini) - Mudguard - Wheel guard

Let yourself be charmed by this 2.50 m awning with several great features. This model has been especially designed for pop-top caravans. Made from fabrics in modern colours, the HONFLEUR awning is sure to charm. Its TRIGATEX 180 fabric, which is extremely breathable, was chosen to considerably reduce the appearance of condensation. You'll love its practical aspect in hot weather. Its panels can be completely removed so you can use it as a sun canopy. This makes the living area even more enjoyable. Adjust the awning however you like, using the removable, adjustable and removable walls. The high ceiling of the front offers a simpler passageway for taller campers.

### SPECIAL FEATURES

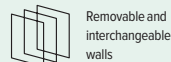
- For pop-top caravans
- 30 cm canopy
- Power grips

### OPTIONS

- Storage
- Kitchen
- Sleeping space
- Awning extension
- Veranda poles
- Tensioning kits (guy lines + pegs)

### + PRODUCTS

Depth: 250 cm | Compatible with various brands  
and models of pop-top caravans  
Double-slope roof



Removable and  
interchangeable  
walls



Detachable  
front in 1 or  
2 sections



## MINI SILVER 270 AWNING <sup>S.M.S.O.N.S.</sup> -3-

For holidays that you can truly enjoy, discover an awning that's easy to take with you on your travels. The MINI SILVER 270 trailer tent has finally met its perfect awning match with ultimate comfort. The awning's unique characteristics have made it an unparalleled success. Its 3.50 m depth and wide, lifting side opening creates a vast living space with a sun canopy. This awning works its magic as soon as you step underneath it. The fixed side has a window and mosquito screen vent, as well as a zipped blind. Its steel tube frame gives it the necessary resistance. This model is an ideal solution for making the most of your outdoor holidays.

### SPECIAL FEATURES

- 1 side with a large opening that can be lifted and used as a blind
- The other fixed side has a mosquito screen vent window, covered with a zipped blind
- Tensioning guy line straps

### MATERIALS



TRIGAROOF  
TEX 240

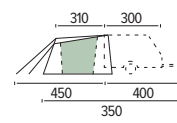
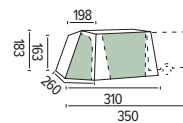
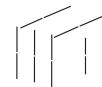


STEEL FRAME

### DIMENSIONS



DEPTH  
3 m 10



IT IS MANDATORY TO ADD AN AWNING RAIL ONTO YOUR TRAILER TENT IN ORDER TO BE ABLE TO PITCH THIS AWNING. ASK YOUR DEALER.

**+** PRODUCTS

Optimised frame  
Easy pitching  
Front can be raised



Front  
can be raised

\*Photos non-binding



## MINI SILVER 270 SUN CANOPY

SANSONS  
- 3 -

### MATERIALS



TRIGAROOF  
TEX 180

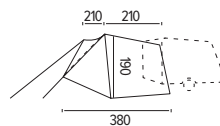


STEEL FRAME

### DIMENSIONS



DEPTH  
3 m 80



IT IS MANDATORY TO ADD AN PROFILE RAIL OVER THE DOOR OF YOUR TRAILER TENT IN ORDER TO BE ABLE TO PITCH THIS SUN CANOPY. ASK YOUR DEALER

The MINI SILVER Sun Canopy is known for its exceptional versatility and modularity. Designed for MINI SILVER models, it will be a hit with caravanning fans looking for practicality and comfort. Ultra modular, it functions as a wind-breaker sunshade, depending on what you need. The ability to switch the sun canopy's use is a significant advantage. Depending on the ground, exposure and weather, you can position the MINI SILVER Sun Canopy however you like. You'll see your camping holidays in a new light thanks to this sun canopy, designed to suit all your needs.

### SPECIAL FEATURES

- Can be used as a wind-breaker or as a sunshade
- The vertical wall can be switched from the right to the left side of the trailer tent

### + PRODUCTS

Optimised frame  
Option of changing the direction of opening  
(to the right or left of the back door)



Peak can be raised and separated into 2 sections





## NAGANO

SMSONS  
- 4 -

An all-season awning for caravanning, the NAGANO awning is the perfect ally for camping trips, whatever time of year it is. It perfectly fits your trailer tent or motorhome. Fitted with foam waterproof gussets that mould to your vehicle, it creates a tight seal. The NAGANO awning also offers you a choice of model heights to fit your vehicle perfectly. Its ultra resistant materials, such as the frame and tension guys, make it an outstanding all-season awning, ready to withstand any weather conditions. The snow-proof roof slope is designed to make it easy to clear away any snow.

### SPECIAL FEATURES

- 2 side doors
- Tensioning guy lines
- Sealed against the vehicle with foam pads
- Trifix system
- 2 rear insulation poles

### MATERIALS



TRIGAROOF TRIGARESIST  
RESIST 420 340

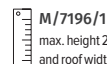
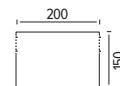


STEEL FRAME

### DIMENSIONS | 2 SIZES AVAILABLE

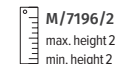


DEPTH  
1 m 50



M/7196/1

max. height 2 m 55, min. height 2 m 30  
and roof width 2 m



M/7196/2

max. height 2 m 80,  
min. height 2 m 60 and width

YOU NEED TO INSTALL AN AWNING RAIL (AT LEAST 2.20 M)  
FOR USE WITH A MOTORHOME

### SUPPLIED AS STANDARD WITH

Frame and carry bag - Canvassing and carry bag - Pegs +  
pegs - TRIFIX - Pegging straps - Pair of curtains - Mudguard -  
Wheel guard

### + PRODUCTS

Can also be used for caravanning  
Double bracket with TRIFIX (avoids piercing the vehicle)  
Double-sided coated PVC, entirely washable



Anti-snow  
slope



Permanent  
ventilation

\*Photos non-binding



## LUXURY SUN CANOPY

### SPECIAL FEATURES

- 1 interchangeable side panel with transparent window
- Steel frame with suction cups
- Printed interior side
- Available in sizes A to K

### OPTIONS

- Second side panel



TRIGAROOF  
TEX 240



DEPTH  
2 m 40



## SUN CANOPY

### SPECIAL FEATURES

- Steel frame with suction cups

### TRAILER TENT MODEL

NO. 1	300/380
NO. 2	380/450
NO. 3	450/540
NO. 4	540/610



TRIGAROOF  
TEX 240



DEPTH  
2 m 40



## AWNING EXTENSION

### SPECIAL FEATURES

- Steel frame

### TRAILER TENT MODEL

E - F
G - H
I - J - K
L - M



TRIGATEX  
180



DEPTH  
1 m 60



## TENDELET

M/A908G03

### SPECIAL FEATURES

- Width 3 m
- Delivered with 3 tent poles



OXFORD 150D  
POLYESTER



DEPTH  
2 m 20



PREMIUM SUN CANOPY



VIP SUN CANOPY SIDES + 2 FRONTS (DOOR AND WINDOW)



PREMIUM SUN CANOPY SIDES + 2 FRONTS (DOOR AND WINDOW)

### COLOURS

**PREMIUM**  
Basalt roof (dark grey)  
with its side options and  
dark grey fronts

**VIP**  
Light grey roof with printed  
interior side with side  
options and light grey fronts

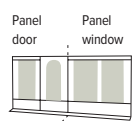
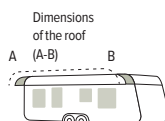
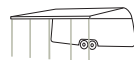
### MATERIALS

**TRIGAROOF** 240  
**TRIGARESIST** 340

### DIMENSIONS

**DEPTH**  
3 m 50

5 poles\* sizes 410 to 700  
\*optional extra



Sizes 410 to 700

## VIP SUN CANOPY

*ROOF SOLD WITHOUT POLES, OR LOWER TRAILER SKIRT*


A wide range of VIP sun canopies, with a choice of 3 finishes: PREMIUM, VIP and PEARL WHITE

### SPECIAL FEATURES

- Leather reinforcement
- 3 finishes available
- Standard tow bar cover

### OPTIONS

- Reinforced steel central pole  $\varnothing$  25  
Thickness 1.5 mm
- Lower trailer skirt



LEATHER REINFORCEMENT

<b>SIZES</b>	410	470	510/520	550	590	620	650	700
<b>ROOF SIZE (A-B)</b>	4.90 M	5.40 M	5.85 M	6.30 M	6.60 M	6.80 M	7.25 M	7.65 M

<b>VIP ROOF</b>		REF. M/7615/90	REF. M/7615/62	REF. M/7615/63	REF. M/7615/64	REF. M/7615/65	REF. M/7615/66	REF. M/7615/67	REF. M/7615/68	
<b>VIP</b>	<b>SIDES</b>	Right or left ref. M/7615/69	▲	▲	▲	▲	▲	▲	▲	
	<b>WINDOWS</b>	Window 410 ref. M/7615/91	▲							
		Window 470 ref. 7615/7		▲						
		Window 510 / 520 ref. 7615/8			▲					
		Window 550 ref. M/7615/22				▲				
		Window 590 / 620 ref. 7615/9					▲	▲		
		Window 650 ref. M/7615/82							▲	
		Window 700 ref. M/7615/83								▲
	<b>FRONTS</b>	Door 410 ref. M/7615/92	▲							
		Door 470 ref. 7615/18		▲						
		Door 510 / 520 ref. 7615/19			▲					
	<b>DOOR</b>	Door 550 ref. M/7615/23				▲				
		Door 590 / 620 ref. 7615/20					▲	▲		
		Door 650 ref. M/7615/84							▲	
		Door 700 ref. M/7615/85								▲

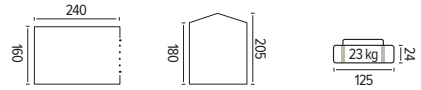
<b>PREMIUM ROOF</b>		REF. M/7615/95	REF. M/7615/54	REF. M/7615/55	REF. M/7615/56	REF. M/7615/57	REF. M/7615/58	REF. M/7615/59	REF. M/7615/60	
<b>PREMIUM</b>	<b>SIDES</b>	Right or left ref. M/7615/61	▲	▲	▲	▲	▲	▲	▲	
	<b>WINDOWS</b>	Window 410 ref. M/7615/96	▲							
		Window 470 ref. M/7615/33		▲						
		Window 510 / 520 ref. M/7615/34			▲					
		Window 550 ref. M/7615/35				▲				
		Window 590 / 620 ref. M/7615/36					▲	▲		
		Window 650 ref. M/7615/74							▲	
		Window 700 ref. M/7615/75								▲
	<b>FRONTS</b>	Door 410 ref. M/7615/97	▲							
		Door 470 ref. M/7615/39		▲						
		Door 510 / 520 ref. M/7615/40			▲					
	<b>DOOR</b>	Door 550 ref. M/7615/41				▲				
		Door 590 / 620 ref. M/7615/42					▲	▲		
		Door 650 ref. M/7615/80							▲	
		Door 700 ref. M/7615/81								▲

*To stay  
is to exist,  
but to travel  
is to live*

GUSTAVE NADAUD



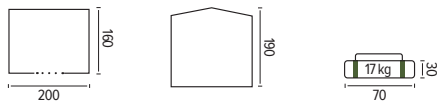
SAISONS  
- 4 -



1



SAISONS  
- 4 -



2



## 1 | MULTI-FUNCTION SHELTER

M/A908J15

*Multi-purpose shelter: summer kitchen, storage space, etc. Robust PVC, guylines. Clear windows and mesh mosquito net ventilation. Blinds.*

**HEAVY-DUTY PVC** - 510 g/m<sup>2</sup>

**WINDOWS** 2 PVC windows with blinds

1 mosquito screen window with blind

**FRAME** Galvanised steel Ø 20 mm

**ENTRANCE DOOR** can be raised

Comes with carry bag.

## 2 | KITCHEN SHELTER

A595E02

*Great air circulation. Rear window with mosquito screen and blinds.*

**ROOF** PVC-coated canvas

**WINDOWS** Transparent shaded

**FRAME** Galvanised steel Ø 20 mm

**ENTRANCE DOOR** awning with 2 poles

### + PRODUCTS

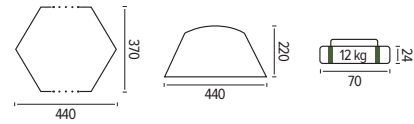
#### VERSATILE

summer kitchen, storage space...

Fitted with blinds, transparent windows and mosquito screens.

### + PRODUCTS

Window with mosquito screen or blind, perfect air circulation, weather protection



3



3 303000 023039



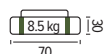
comes with pump



comes with 4 removable panels

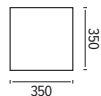


220



8.5 kg

70



350

350

4



3 303000 023008



TOURING

### 3 | TOURING TUNNEL SHELTER

M/A891T03

Featuring generous floor space, this shelter is ideal for housing your chairs and tables. The two mosquito screen doors let you enjoy the shelter while keeping insects out. Quick pitching and easy to transport thanks to its carry bag.

ROOF 190T/75D polyester, 1000 mm PU  
Covers Oxford 210D polyester, 500 mm PU

FRAME 3 x Ø 11 mm fibreglass poles  
and 6 steel tubes Ø 19 mm

ENTRANCE DOOR 2 double mosquito screen doors

COMES WITH CARRY BAG

#### + PRODUCTS

VERSATILE  
summer kitchen, storage space...  
Fitted with blinds, transparent  
windows and mosquito screens.

TOURING

### 4 | INFLATABLE TOURING TUNNEL

M/A949Y01

Assembled and ready to use in the blink of an eye thanks to its inflatable frame. This tunnel comes with 4 removable walls in order to offer protection from the wind or sun, or to create a private dining space. Its generous floor space is great for getting everyone together.

CANVAS Polyester - 190T PU 2000 mm W/R

Covers Polyester 150D PU 2000 mm W/R

FRAME Inflatable Ø 100 mm

WEIGHT 8.5 kg

#### + PRODUCTS

Quick and easy pitching and take-down, AIR CAMP INFLATABLE FRAME  
4 removable walls, large floor space



Scan to discover the pitching video



1



TOURING

## 1 | SILMA QUICK

M/V926C01

*This self-pitching toilet or shower shelter opens instantly and folds down to fit in its carry bag.*

FLYSHEET Taffeta 185T/75D polyester 1000 mm PU

4 FIBREGLASS POLES Ø 4.8 mm

4 guy line cords

COMES WITH CARRY BAG

STEEL WIRE PEGS

### + PRODUCTS

Quick and easy pitching and take-down, automatic opening, toilet or shower shelter, creating a protected and private space







2



2.6 kg 56



3



4 kg 65

TOURING

## 2 | WIND-BREAKER

M/A925P04

*Enjoy privacy and shelter from the wind.*

CANVAS 190T PU 1000 mm polyester

FRAME Steel ø 16 mm

LENGTH 3 x 145 cm

HEIGHT 130 cm

OPEN DIMENSIONS

435 (3 x 145 cm) x 130 cm

TOURING

## 3 | XL WIND-BREAKER

M/A925R05

*Enjoy privacy and shelter from the wind.*

CANVAS Tafetta 190T PU 1000 mm polyester

FRAME Steel ø 16 mm

LENGTH 4 x 145 cm

HEIGHT 130 cm

OPEN DIMENSIONS

580 (4 x 145 cm) x 130 cm

### + PRODUCTS

Wind protection, allows you to create a private space, quick and easy installation

### + PRODUCTS

Wind protection, allows you to create a private space, quick and easy installation



**STORAGE**

**DIMENSIONS** 2 m x 1.50 m  
**ROOF** Double-sided PVC coating  
**ROOF** Double slope  
**DIVIDING** curtains with mosquito screen + cover with fastening  
**FRAME** Ø 19 mm  
**INTERIOR SLEEPING SPACE** option




**KITCHEN**

**DIMENSIONS** 1.90 m x 1.10 m  
**CANVAS** Double-sided PVC coating  
**DOUBLE-SLOPE** roof - Separating curtains - Large mosquito screen + blind with fastening  
**FRAME** Ø 19 mm




**SLEEPING SPACE PACK**

**DIMENSIONS** 1.90 m x 1.40 m  
**ROOF** Single-sided coated woven polyester - 240 g/m<sup>2</sup>, mosquito screen + cover with fastening  
**GROUNDSHEET** Stitched PVC in basin shape  
**FRAME** Ø 19 mm



**COMFORTABLE SLEEPING SPACE**

**INCLUDES** exterior canvas + interior section  
**DIMENSIONS** 1.90 m x 1.30 m  
**WOVEN POLYESTER** roof with single-sided coating - 2 roof tensioning bars - mosquito screen + blind with fastening  
**INTERIOR SLEEPING SPACE** Cotton + stitched PVC basin groundsheet  
**FRAME** Ø 19 mm



\*The annexes are compatible with all brands. ASK YOUR DEALER.

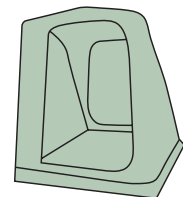


**INFLATABLE FOR LIMA & ARUBA MODELS**

**DIMENSIONS** 2.25 m x 1.80 m  
**ROOF** Campclimate  
**1 INFLATABLE POLE** Ø10 cm  
**MOSQUITO SCREEN** ventilation

**SLEEPING SPACE FOR LIMA & ARUBA ANNEX**

**DIMENSIONS** 2.10 m x 1.60 m  
**FABRIC** 68D 190T polyester  
**FLOOR** PE 130 g/m<sup>2</sup>  
**MOSQUITO SCREEN** ventilation



**INFLATABLE FOR INDIANA & PHUKET MODEL**




**DIMENSIONS** 2.10 m x 1.90 m  
**FABRIC** Oxford 300D polyester  
**GROUNDPU** 5000 mm

**SLEEPING SPACE FOR INDIANA & PHUKET ANNEX**





**DIMENSIONS** 2 m x 1.90 m  
**FABRIC** Oxford 210D polyester  
**GROUNDPU** 450 mm

LAGOON SAMOA ARUBA LIMA PHUKET INDIANA SANTA CRUZ NORTH TWIN SAPPORO SANTA CLARA BIVOUAC CAR GUERANDE MONTREUX PARTIEL SICILE TOUQUET PRIMA AUSTRAL ATLANTIQUE OCEAN HONFLEUR NAGANO

**FRAME OPTIONS**

		INFLATABLE FRAMES					FIBREGLASS FRAMES					CLASSIC FRAMES									
CLASSIC FRAMES		-	-	-	-	-	-	-	-	-	-	-	-	△	△	△	-	-	-	-	-
QUICK-LOCKING FRAME		-	-	-	-	-	-	-	-	-	-	-	-	▲	▲	▲	▲	▲	▲	▲	-
CANOPY FRAME KIT		-	-	-	-	-	-	-	-	-	-	-	-	* ▲ △	* ▲ △	* ▲ △	-	-	-	-	-

**CONNECTION OPTIONS**

ADJUSTABLE GROUND ATTACHMENTS		-	-	-	-	-	-	-	-	-	-	-	▲	▲	-	-	▲	-	-	-	▲	▲
GROUND ATTACHMENTS		▲	▲	▲	▲	▲	▲	▲	-	-	-	-	-	▲	▲	-	▲	▲	▲	▲	-	-
STORM TENSIONING		▲	▲	▲	▲	▲	▲	▲	-	-	-	△	△	△	△	△	△	△	△	△	△	△
LOOP EYELET ON SKIRT		▲	▲	▲	▲	▲	▲	▲	-	-	-	▲	▲	▲	▲	▲	-	▲	▲	▲	▲	▲

**CONNECTION OPTIONS**






DUAL LIP BRACKET		-	-	-	-	-	-	-	-	-	-	▲	▲	▲	▲	▲	▲	▲	▲	▲	▲	▲
MAGNETIC BRACKET KIT		-	-	-	-	△	-	△	△	△	-	-	-	-	-	-	-	-	-	-	-	-
MAGNETIC BRACKET KIT		-	-	-	-	-	-	-	-	-	-	-	▲	▲	▲	▲	▲	▲	▲	▲	▲	▲

▲ STANDARD FITTINGS    △ OPTIONS    \*▲△ OPTION FOR SMALLER SIZES / STANDARD FOR LARGE SIZES

# Fittings & Options

		LAGOON	SAMOA	ARUBA	LIMA	PHUKET	INDIANA	SANTA CRUZ	NORTH TWIN	SAPPORO	SANTA CLARA	BIVOUAC CAR	GUÉRENDE	MONTREUX	PARTIEL	SICILE	TOUQUET	PRIMA	AUSTRAL	ATLANTIQUE	OCEAN	HONFLEUR	NAGANO	
<b>CURTAINS, BLINDS AND ROOF LINING OPTIONS</b>		<b>INFLATABLE FRAMES</b>				<b>FIBREGLASS FRAMES</b>				<b>CLASSIC FRAMES</b>														
BLIND KIT		-	-	-	-	△	-	△	△	△	-	-	-	-	-	-	-	-	-	-	-	-	-	-
CURTAIN END STOPS		-	-	-	-	-	-	-	-	-	-	-	▲	▲	▲	▲	▲	▲	▲	▲	▲	▲	▲	▲
ROOF LINING INSULATED		-	△	-	-	-	△	-	-	-	-	-	▲	▲	△	△	△	△	△	△	△	-	-	
TEARPROOF TENSION STRAPS		-	-	-	-	-	-	-	-	-	-	-	▲	▲	▲	▲	▲	▲	-	-	-	▲	▲	

## RIDGE POLES & BARS









INTERMEDIARY RIDGE POLES AIRCAMP		-	△	△	-	△	△	-	-	-	-	-	-	-	-	-	-	-	-	-	-	-	-
INTERMEDIARY VERANDA AIRCAMP		-	-	-	△	-	-	-	-	-	-	-	-	-	-	-	-	-	-	-	-	-	-
WALLS FITTED WITH VERANDA POLES		-	-	-	-	-	-	-	-	-	-	-	▲	-	-	▲	▲	▲	▲	▲	▲	▲	-
VERANDA POLES		-	-	-	-	-	-	-	-	-	-	-	△	-	-	△	△	△	△	△	△	△	-
ANTI-SAG POLE		-	-	-	-	-	-	-	-	-	-	-	▲	▲	-	▲	▲	▲	▲	▲	▲	-	-

▲ STANDARD FITTINGS

△ OPTIONS

▲△ STANDARD FITTINGS FOR SIZES I TO M FOR SICILE, TOUQUET, ÉTRETAT AND GUÉRENDE

GROUNDSHEET p. 68 - 69

		LAGOON	SAMOA	ARUBA	LIMA	PHUKET	INDIANA	SANTA CRUZ	NORTH TWIN	SAPPORO	SANTA CLARA	BIVOUAC CAR	GUÉRENDE	MONTREUX	PARTIEL	SICILE	TOUQUET	PRIMA	AUSTRAL	ATLANTIQUE	OCEAN	HONFLEUR	NAGANO	
<b>ANNEX AND INTERIOR SLEEPING SPACE OPTIONS</b>		<b>INFLATABLE FRAMES</b>					<b>FIBREGLASS FRAMES</b>					<b>CLASSIC FRAMES</b>												
ANNEX AIRCAMP		-	-	△	△	△	△	-	-	-	-	-	-	-	-	-	-	-	-	-	-	-	-	
SLEEPING SPACES INTERIORS (LIVING AREAS)		-	△	△	△	-	-	-	▲	-	-	-	△	△	△	△	△	△	△	△	△	△	△	
SLEEPING SPACES INTERIORS (ANNEX)		-	-	△	△	△	△	-	-	-	-	-	△	△	-	△	△	△	△	△	△	△	-	
KITCHEN		-	-	-	-	-	-	-	-	-	-	-	△	△	-	△	△	△	△	△	△	△	-	
STORAGE		-	-	-	-	-	-	-	-	-	-	-	△	△	-	△	△	△	△	△	△	△	-	
SLEEPING SPACE PACK (not waterproof)		-	-	-	-	-	-	-	-	-	-	-	△	△	-	△	△	△	△	△	△	△	-	
COMFORTABLE SLEEPING SPACE (waterproof)		-	-	-	-	-	-	-	-	-	-	-	△	△	-	△	△	△	△	△	△	△	-	
<b>AWNING EXTENSION</b>																								
AWNING EXTENSION CLASSIC		-	-	-	-	-	-	-	-	-	-	-	△	△	-	△	△	△	△	△	△	△	-	

# Technical specifications

	LAGOON	SAMOA	ARUBA	LIMA	INDIANA	PHUKET
Available sizes	Bracket length: 3.80 m and roof 3.25 m	Roof length: 2.80 m	Roof length: 3.20 m, 3.90 m	Roof length: 3 m, 4.10 m	Bracket length: 3.30 m	Bracket length: 2.4 m
Depth of the awning	2.50 m	2.40 m	2.40 m	2.90 m	2.50 m	3.10 m
Depth of canopy	-	-	-	-	80 cm	-
Frame: type	Inflatable	Inflatable	Inflatable	Inflatable	Inflatable	Inflatable
Frame: quality	Thermo polyurethane 0.30 mm + polyester Oxford cover 600D	Thermo polyurethane 0.30 mm + polyester Oxford cover 600D	Thermo polyurethane 0.30 mm + polyester Oxford cover 600D	Thermo polyurethane 0.30 mm + polyester Oxford cover 600D	Thermo polyurethane 0.30 mm + polyester Oxford cover 600D	Thermo polyurethane 0.30 mm + polyester Oxford cover 150D
Frame: quick-locking grip	-	-	-	-	-	-
Frame: diameter	100 mm	100 mm	100 mm	100 mm	120 mm	150 mm
Fabric: Roof	Ripstop 210D polyester 5000 mm PU	Ripstop 300D polyester 5000 mm	Ripstop 300D polyester 5000 mm	Polycotton ripstop 260 g/m <sup>2</sup>	Ripstop 300D PU 5000 mm polyester	Ripstop 300D 5000 mm PU polyester
Fabric: Sides and fronts	Ripstop 210D polyester 5000 mm PU	Ripstop 300D polyester 5000 mm	Ripstop 300D polyester 5000 mm	Ripstop 260 g/m <sup>2</sup> polycotton	Ripstop 300D 5000 mm PU polyester	Ripstop 300D 5000 mm PU polyester
Fabric: Straps	Ripstop 210D 5000 mm PU polyester	Ripstop 300D polyester 5000 mm	Ripstop 300D polyester 5000 mm	Ripstop 260 g/m <sup>2</sup> polycotton	Ripstop 300D 5000 mm PU polyester	Ripstop 300D 5000 mm PU polyester
Fabric: curtains	Polyester	Polyester	Polyester	Polycotton	Polyester	Polyester
Detachable and adjustable sides	-	-	-	2 sides	2 sides	-
Detachable front	In 1 section	Lift up as blind	Lift up as blind	Middle detachable for 4.10 m	Lift up as blind	Lift up as blind
Articulated corners	-	-	-	-	-	-
Warranty	2 years	2 years	2 years	2 years	2 years	2 years

## FITTINGS

Adjustable gusset for low-profile trailer tents	Watertight foam	-	-	-	-	-
Front ventilation	Vents	-	-	Vents	External blackout blinds	Vents
Zips protected under placket	On sides and front	On sides and front	On sides and front	On sides and front	On sides and front	On sides and front
Side shutters with zips	-	-	-	-	-	-
On side: Doors/veranda pole holder	-	-	-	-	-	-
PVC coated straps	-	-	-	-	-	-
PVC coated mud flap	-	-	-	-	-	-
Storm tension guys	-	-	-	-	-	-
Mud flap pegs	Loop	Loop	Loop	Loop	Loop	Loop
Roof support pole, size I to M	-	-	-	-	-	-
TRIFIX system	-	-	-	-	-	-
Roof lining	-	Option	Option	Yes	Option	-
Rear poles	Yes	Yes	Yes	Yes	Yes	-
Dual Pegging System (DPS)	-	-	-	-	Yes	-

## OPTIONS

Veranda poles	-	-	-	Yes inflatable for 4.10 m	-	-
Roof lining	-	Yes	Yes	Standard	Yes	-
Anti-sag rafter poles	-	-	-	As standard (inflatable)	-	-
Fibreglass frame	-	-	-	-	-	-
Awning extension option	-	-	-	-	-	-
Storage annex	-	-	-	-	-	-
Kitchen annex	-	-	-	-	-	-
Sleeping space pack annex	-	-	-	-	-	-
Comfort sleeping space annex	-	-	-	-	-	-
Inflatable Aircamp annex	-	-	-	Yes	Yes	-
Inner awning tent	-	Yes	Yes	Yes	Yes	-

	SANTA CRUZ	NORTH TWIN	SANTA CLARA	SAPPORO	BIVOUAC CAR
Available sizes	Roof length: 2.76 m	Bracket length: 2.30 m	Roof length: 2.50 m	Roof length: 1 m to 1.60 m	Roof length: 1.80 m
Depth of the awning	3.60 m	3.10 m	3.50 m	4 m	3.30 m
Depth of canopy	-	-	-	-	-
Frame: type	Inflatable	Inflatable	Fibreglass	Automatic	Fibreglass
Frame: quality	Thermo polyurethane 0.30 mm + polyester Oxford cover 150D	Thermo polyurethane 0.30 mm + polyester Oxford cover 150D	Fibreglass	Fibreglass Steel	Fibreglass
Frame: quick-locking grip	-	-	-	-	-
Frame: diameter	150 mm	157 mm	160 mm	11 mm	11 mm
Fabric: Roof	Ripstop 100T 68D polyester 3000 mm PU	Ripstop 300D polyester 5000 mm PU	Oxford polyester 300D 5000 mm HH	Polyester 190T 75D 2000 mm HH	Polyester 190T 3000 mm HH
Fabric: Sides and fronts	Ripstop 300D 5000 mm PU polyester	Ripstop 300D polyester 5000 mm PU	Oxford polyester 300D 5000 mm HH	Polyester 190T 75D 2000 mm HH	Polyester 190T 3000 mm
Fabric: Straps	Ripstop 300D 5000 mm PU polyester	Ripstop 300D 5000 mm PU polyester	Oxford polyester 300D 5000 mm HH	Polyester 190T 75D 2000 mm HH	-
Fabric: curtains	Polyester	Polyester	Polyester	Polyester	Polyester
Detachable and adjustable sides	-	-	-	-	-
Detachable front	Lift up as blind	-	Lift up as blind	-	Lift up as blind
Articulated corners	-	-	-	-	-
Warranty	2 years	2 years	2 years	2 years	2 years

## FITTINGS

Adjustment gusset FOR FITTING TO LOW-PROFILE TRAILER TENTS	-	-	-	-	-
Front ventilation	Ventilation flap	On door	Flap and opening under canopy	Vent flap	-
Zips protected under placket	On sides and front	On front	On sides and front	On sides and front	On sides and front
Side blinds with zips	-	-	-	-	-
On side: Doors/veranda pole holder	-	-	-	-	-
PVC coated straps	-	-	-	-	-
PVC coated mud flap	-	-	-	-	-
Storm tension guys	-	-	-	-	-
Mud flap pegs	Elastic	Elastic	-	Elastic	-
Roof support pole, size I to M	-	-	-	-	-
TRIFIX system	-	-	-	-	-
Roof lining	-	-	-	-	-
Rear poles	-	-	-	-	-
DPS	-	-	-	-	-

## OPTIONS

Veranda poles	-	-	-	-	-
Roof lining	-	-	-	-	-
Anti-sag rafter poles	-	-	-	-	-
Fibreglass frame	-	-	-	-	-
Awning extension option	-	-	-	-	-
Storage annex	-	-	-	-	-
Kitchen annex	-	-	-	-	-
Sleeping space pack annex	-	-	-	-	-
Comfort sleeping space annex	-	-	-	-	-
Inflatable Aircamp annex	-	-	-	-	-
Interior sleeping space awning	-	-	-	-	-

	GUÉRANDE	MONTREUX	PARTIEL	SICILE	TOUQUET	PRIMA	AUSTRAL
Available sizes	B to M	E to M	Bracket length: 3.50 m, 4.75 m, 6 m	B to M	B to M	A to M	C to M
Depth of the awning	2.70 m	2.50 and 3 m	2.40 m	2.70 m	2.70 m	2.40 m	3 m
Depth of canopy	30 cm	30 cm	30 cm	30 cm	30 cm	30 cm	30 cm
Frame: type	Steel	Steel	Steel	Steel	Steel	Steel	Steel
Frame: quality	Stainless steel	Stainless steel	Stainless steel	Stainless steel	Stainless steel	Stainless steel	Stainless steel
Frame: quick-locking grip	Yes	Yes	Yes	Yes	Yes	Yes	Yes
Frame: diameter	25 mm	25 mm	25 mm	25 mm	25 mm	25 mm	25 mm
Fabric: Roof	Woven polyester 240 g/m <sup>2</sup> 1-sided coating (exterior)	PVC coating 2-sided 480 g/m <sup>2</sup>	PVC 420 g/m <sup>2</sup> 2-sided coating	Woven polyester 240 g/m <sup>2</sup> 1-sided coating (exterior)	PVC coating 420 g/m <sup>2</sup> 2-sided	Woven polyester 240 g/m <sup>2</sup> 1-sided coating (exterior)	Polyester coated 280 g/m <sup>2</sup>
Main fabrics: sides and fronts	Woven polyester 180 g/m <sup>2</sup>	PVC coating 2-sided 450 g/m <sup>2</sup>	PVC coating heavy 450 g/m <sup>2</sup>	Woven polyester 180 g/m <sup>2</sup>	PVC coating 2-sided 335 g/m <sup>2</sup>	Woven polyester 180 g/m <sup>2</sup>	Acrylic 280 g/m <sup>2</sup>
Fabric: straps	2-sided PVC coating 335 g/m <sup>2</sup>	2-sided PVC coating 450 g/m <sup>2</sup>	Polyester coating heavy 450 g/m <sup>2</sup>	2-sided PVC coating 335 g/m <sup>2</sup>	2-sided PVC coating 335 g/m <sup>2</sup>	2-sided PVC coating 335 g/m <sup>2</sup>	Polyester coating 480 g/m <sup>2</sup>
Fabric: curtains	Polycotton	Polycotton	Polycotton	Polycotton	Polycotton	Polycotton	Polycotton
Detachable and adjustable sides	2 sides	2 sides	-	2 sides	2 sides	2 sides	2 sides
Detachable front	In 2 sections (except B and C)	In 2 sections	In 2 sections (6m)	In 2 sections (except B and C)	In 2 sections (except B and C)	In 1 section	In 2 sections
Articulated corners	Yes	-	-	Yes	Yes	Yes	Yes
Warranty	2 years	2 years	2 years	2 years	2 years	2 years	2 years

## FITTINGS

Adjustable gusset for low-profile trailer tents	Yes	Yes	Watertight foam	Yes	Yes	Yes	Yes
Front ventilation	Permanent D to M	External blackout blind	-	Permanent D to M	Permanent D to M	Permanent	External blackout blind
Zips protected under placket	On sides and front	On sides and front	On sides and front	On sides and front	On sides and front	On sides	On sides and front
Side blinds with zips	Yes	Yes	Yes	Yes	Yes	Yes	Yes
On veranda brackets: Doors/veranda pole holder	Yes	Yes	Yes	Yes	Yes	Yes	No
PVC coated mud flap	Yes	Heavy duty	Yes	Yes	Yes	Option**	Yes
Storm tension guys	Yes	Yes	Yes	Yes*	Yes	-	Yes
Flap pegging	-	Eyelets	Eyelets	-	Eyelets	-	Eyelets
Roof support poles, size I to M	Yes	All sizes	-	Yes	Yes	Yes	-
TRIFIX system	Yes	Yes	Yes	Yes	Yes	Yes	Yes
Roof lining	Option	Yes	Option	Option	Option	-	-
Rear poles	-	Yes 3 m	Yes	-	-	-	-
Dual Pegging System (DPS)	Yes	-	-	Yes	Yes	-	Yes

\*\*Tensioning guy lines: Only eyelets for guy lines.

## OPTIONS

Veranda poles	Yes	Yes	Yes 6 m	Yes	Yes	Yes	Yes
Roof lining	Yes	Standard	Yes	Yes	Yes	-	-
Anti-sag rafter poles	Sizes A to H	Standard	-	Sizes A to H	Sizes A to H	Sizes A to H	All sizes
Fibreglass frame	Yes	-	-	Yes	Yes	Yes	-
Awning extension option	Yes	Yes	-	Yes	Yes	Yes	Yes
Storage annex	Yes	Yes	-	Yes	Yes	Yes	Yes
Kitchen annex	Yes	Yes	-	Yes	Yes	Yes	Yes
Sleeping space pack annex	Yes	Yes	-	Yes	Yes	Yes	Yes
Comfort sleeping space annex	Yes	Yes	-	Yes	Yes	Yes	Yes
Inflatable Aircamp annex	-	-	-	-	-	-	-
Interior sleeping space awning	-	-	-	-	-	-	-

\*Only eyelets for the tensioning kit (not included)



	ATLANTIQUE	OCEAN	HONFLEUR	GOA	NAGANO XL
Available sizes	C to M	B to M	1, 2, 3	Bracket length: 2 m	Bracket length: 2 m
Depth of the awning	2.70 m	2.50 m	2.50 m	1.50 m	1.50 m
Depth of canopy	30 cm	30 cm	30 cm	-	-
Frame: type	Steel	Steel	Steel	Steel	Steel
Frame: quality	Stainless steel	Stainless steel	Stainless steel	Stainless steel	Stainless steel
Frame: quick-locking grip	Yes	Yes	Yes	-	-
Frame: diameter	25 mm	25 mm	25 mm	25 mm	25 mm
Fabric: Roof	Polyester coating 280 g/m <sup>2</sup>	Polyester coating 280 g/m <sup>2</sup>	Woven polyester 240 g/m <sup>2</sup> single-sided coating (exterior)	PVC coating 420 g/m <sup>2</sup> 2-sided	PVC coating 420 g/m <sup>2</sup> 2-sided
Fabric: sides and fronts	All-season polyester 220 g/m <sup>2</sup>	All-season polyester 220 g/m <sup>2</sup>	Woven polyester 180 g/m <sup>2</sup>	Double sided PVC coating 335 g/m <sup>2</sup>	Double sided PVC coating 335 g/m <sup>2</sup>
Fabric: straps	Polyester coating 480 g/m <sup>2</sup>	Polyester coating 480 g/m <sup>2</sup>	2-sided PVC coating 335 g/m <sup>2</sup>	Double sided PVC coating 335 g/m <sup>2</sup>	Double sided PVC coating 335 g/m <sup>2</sup>
Fabric: curtains	Polycotton	Polycotton	Polycotton	Polycotton	Polycotton
Detachable and adjustable sides	2 sides	2 sides	2 sides	-	-
Detachable front	In 2 sections	In 2 sections	In 2 sections	-	-
Articulated corners	Yes	Yes	Yes	-	-
Warranty	2 years	2 years	2 years	2 years	2 years

## FITTINGS

Adjustment gusset FOR FITTING TO LOW-PROFILE TRAILER TENTS	Yes	Yes	-	Watertight foam	Watertight foam
Front ventilation	External blackout blind	Permanent	-	Permanent	Permanent
Zips protected under placket	On sides and front	On sides and front	On sides	On sides	On sides
Side blinds with zips	Yes	Yes	Yes	-	-
On veranda brackets: Doors/veranda pole holder	No	No	Yes	-	-
PVC coated mud flap	Yes	Yes	Yes	Yes	Yes
Storm tension guys	Yes	Yes	Yes	Yes	Yes
Flap pegging	Eyelets	Eyelets	-	-	-
Roof support pole, size I to M	-	-	-	-	-
TRIFIX system	Yes	Yes	-	Yes	Yes
Roof lining	Option	Option	-	-	-
Rear poles	-	-	-	Yes	Yes
Dual Pegging System (DPS)	Yes	Yes	-	-	-

## OPTIONS

Veranda poles	Yes	Yes	Yes	-	-
Roof lining	Yes	Yes	-	-	-
Anti-sag rafter poles	All sizes	All sizes	-	-	-
Fibreglass frame	-	-	-	-	-
Awning extension option	Yes	Yes	Yes	-	-
Storage annex	Yes	Yes	Yes	-	-
Kitchen annex	Yes	Yes	Yes	-	-
Sleeping space pack annex	Yes	Yes	Yes	-	-
Comfort sleeping space annex	Yes	Yes	Yes	-	-
Inflatable Aircamp annex	-	-	-	-	-
Interior sleeping space awning	-	-	-	-	-

SERVICE + All TRIGANO dealers provide original spare parts for your added comfort

# Packaging

## MONTREUX 2.50 M

## MONTREUX 3 M

## SICILE

	SIZES	WEIGHT KG	BOXES CM	SIZES	WEIGHT KG	BOXES CM	SIZES	WEIGHT KG	BOXES CM				
FRAME	EFGH	29.2	122 x 23 x 24	EFGH	29.2	122 x 23 x 24	ABC	14.2	122 x 16 x 16				
	UKLM	34.2	122 x 23 x 24	UKLM	34.2		DEF	17.7	122 x 17 x 20				
					EFGH UKLM	4.2	2 PARCELS bag 200 x 1400	GH	18.6	122 x 17 x 20			
								UKLM	31.7	122 x 23 x 24			
AWNING	I	27.3	118 x 50 x 30	I	29.8	118 x 50 x 30	B	13.4	118 x 40 x 25				
	F	28.8		F	30.7		C	14.1					
	G	29.5		G	31.7		D	15.4					
	H	31.3		H	32.5		E	16					
	I	33		I	35.5		F	16.3					
	J	33.5		J	36		G	17.6					
	K	35.7		K	38.8		H	18.1					
	L	36.9		L	39.5		I	19.1					
	M	38.1		M	41.3		J	19.8					
									K	20.1	118 x 50 x 30		
									L	20.8			
								M	21.5				

## GUÉRANDÉ

## PRIMA

## TOUQUET

## PARTIEL

	SIZES	WEIGHT KG	BOXES CM	SIZES	WEIGHT KG	BOXES CM	SIZES	WEIGHT KG	BOXES CM	SIZES	WEIGHT KG	BOXES CM
FRAME	ABC	14.2	122 x 16 x 16	ABC	14.2	122 x 16 x 16	ABC	14.2	122 x 16 x 16	350	26	122 x 23 x 20
	DEF	17.7	122 x 17 x 20	DEF	17.7	122 x 17 x 20	DEF	17.7	122 x 17 x 20	475	26	122 x 23 x 20
	GH	18.6	122 x 17 x 20	GH	18.6	122 x 17 x 20	GH	18.6	122 x 17 x 20	600	36.8	122 x 23 x 24
	UKLM	31.7	122 x 23 x 24	UKLM	28.4	122 x 23 x 20	UKLM	31.7	122 x 23 x 20			
AWNING	B	16.4	118 x 40 x 25	A	13.1	118 x 30 x 20	B	16.4	118 x 40 x 25	350	20.4	118 x 40 x 25
	C	16.9		B	13.3		C	16.9				
	D	18.6		C	13.9		D	18.6				
	E	19.3		D	14.1		E	19.3				
	F	19.9		E	14.4		F	19.9				
	G	21.6		F	14.9		G	21.6				
	H	22.5	118 x 40 x 25	G	15.7	H	21.6	600	29.2	118 x 50 x 30		
	I	23.9		H	17.3	I	23.9					
	J	24.9		I	18.6	J	24.9					
	K	25.0		J	18.8	K	25.0					
	L	25.5		K	18.9	L	25.5					
	M	26.8		L	19.7	M	26.8					
	M	26.8		M	20	M	26.8					

## AUSTRAL

## ATLANTIQUE

## OCEAN

	SIZES	WEIGHT KG	BOXES CM	SIZES	WEIGHT KG	BOXES CM	SIZES	WEIGHT KG	BOXES CM
FRAME	CD	17.4	115 x 27 x 13.5	CD	16.75	115 x 27 x 13.5	CD	15.9	115 x 27 x 11.5
	EFGH	18.8	115 x 27 x 13.5	EFGH	18.15	115 x 27 x 13.5	EFGH	17.05	115 x 27 x 11.5
	UKLM	26	115 x 27 x 15	I	24.7	115 x 27 x 15	UKLM	23.25	115 x 27 x 13.5
J				24.7	115 x 27 x 15				
K									
L									
M									
AWNING	C	22.6	120 x 28 x 26	C	18.2	115 x 27 x 22	C	17.5	115 x 27 x 23
	D	21.4		D	18.6		D	17.9	
	E	22.6	120 x 28 x 29	E	19.3	115 x 27 x 24	E	18.5	115 x 27 x 25
	F	23		F	20.1		F	19.2	
	G	23.6		G	20.5		G	20	
	H	24.5		H	21.2		H	20.5	
	I	25.8	120 x 28 x 33	I	22.2	115 x 27x 27	I	21.5	115 x 27 x 27
				J	22.8		J	22.4	
				K	23.1	115 x 27 x 30	K	22.7	
L				23.9	L		22.9		
M				24.6	M		23.2		

## NAGANO M

## NAGANO XL

## MINI SILVER

## SOLETTE MINI SILVER

## SOLETTE LUXE

SIZE	WEIGHT KG	BOXES CM	SIZE	WEIGHT KG	BOXES CM	SIZE	WEIGHT KG	BOXES CM	SIZE	WEIGHT KG	BOXES CM	SIZE	WEIGHT KG	BOXES CM
FRAME			FRAME + CANVAS			FRAME + CANVAS			FRAME + CANVAS			FRAME + CANVAS		
ONE SIZE	10.9	122 x 16 x 16	ONE SIZE	8.4 1.3	122 x 16 x 16 BAG 60 x 15	ONE SIZE	10.6	122 x 16 x 11	ONE SIZE	6.4	130 x 30 x 15	A	11.4	130 x 30 x 15
												B	11.6	
												C	11.8	
												D	12.1	
												E	12.5	
												F	12.6	
												G	12.7	
												H	12.9	
												I	13.2	
												J	13.5	
												WALL	1.7	bag 40 x 40

SIZES	WEIGHT KG	BOXES CM	TAILLES	POIDS KG	CARTONS CM	
LAGOON	19 kg	82 x 31 x 31 cm	INDIANA	28.8 kg	82 x 39 x 40 cm	
ARUBA	CONTACT US		SANTA CRUZ	15.8 kg	72 x 32 x 32 cm	
SAMOA	280	22.4 kg	87 x 36 x 36 cm	NORTH TWIN	26 kg	75 x 43 x 45 cm
	350	26 kg	82 x 38 x 38 cm			
	390	26.5 kg	87 x 38 x 38 cm			
	420	29.4 kg	87 x 39 x 39 cm			
LIMA	300	29 kg	82 x 37 x 38 cm	SANTA CLARA	20.6 kg	76 x 35 x 30 cm
	410	36 kg	87 x 39 x 39 cm			
PHUKET	CONTACT US		SAPPORO	13.5 kg	105 x 22 x 22 cm	

**TRIGANO**



## TRIGANO Trailer tents

*Holidays in the great outdoors,  
with no compromise on comfort!*

TRIGANO's range of trailer tents, thanks to ongoing technical and functional innovations, makes sure that comfort is top of the priority list during your holidays.



Our models are easy and quick to pitch, plus they all come with spacious interiors and an ever-changing choice of shapes and colours, not to mention their multitude of options and handy features.

Discover the full 2023 collection. More detailed information, such as videos of our products and a list of dealers in your area, can be found on our new website: [www.trigano-camping.com](http://www.trigano-camping.com)

Want to get closer to nature? Whether you're with family, friends or just the two of you, you'll find a model in our range to suit you and give you a carefree, relaxing holiday.

**Why not kit yourself out for the perfect holiday?**



In order to implement a certified environmental approach and manage the life cycle of our products, **here at TRIGANO, we've teamed up with TEXYLOOP to recycle 100% of our PVC canvases.** Recycling is currently the only effective solution we have for limiting our environmental impact and reducing the amount of waste produced. Every ton of new raw material produced by TEXYLOOP recycling equals the same savings in resources and energy. TEXYLOOP is a fully operational industrial recycling process, bringing together a Europe-wide collection network. **TEXYLOOP enables 100% of textile components** to be recycled and helps foster the reuse of fabrics in a variety of ways by businesses.



**APPROVAL - EC APPROVAL**

**All of our trailer tents comply with current European standards and meet the latest road safety requirements.**

This means that our trailer tents can be used in all EU member states.

## IT'S THE LITTLE DETAILS THAT MAKE ALL THE DIFFERENCE



### Easy to tow

Once closed, a Trigano trailer tent is the size of a standard trailer. It can be towed by most types of car, even the smallest models, and has almost no wind resistance. You'll not pay any extra on toll roads. It's also easy to store in winter.

### 220 V plug sockets and USB ports

Stay connected, just like you do at home! The 220 V sockets or USB ports are available (as an option or as standard) in certain models.

### Blackout sleeping space

For a better night's sleep and a gentle wake-up; The sleeping areas have been designed with darker colours.

### Storage space

We know you take a lot of luggage with you on holiday. All our models come equipped with storage space for easy transport. Plus, some models feature the EASY PACK System, allowing for quicker access to your luggage on site.

### Groundsheet

Loved by our customers, these sheets are attached to the awnings by a zip fastener, about 10 cm above the ground. They protect you from moisture and insects, while also preventing wind blowing under the awning. You can remove them and refit them whenever you want.

### Kitchen Unit

All of our models are available with or without a kitchen unit. These units are attached at the rear of your trailer tent and provide all the space and equipment you need. They can be easily moved so that you can cook outside your awning in good weather (except the fixed kitchen unit on the ITINÉA model). In some models, the kitchen unit may be fitted with wheels.

### A good night's sleep

Sleep just as soundly as you do in your own bed! The sleeping spaces are made from cotton, which also serves as a lining for the main canvas, and are fitted with mosquito screens and flaps. The mattresses are wide and comfortable, plus the slatted bases are available on most models. All of our models come with two separate sleeping spaces (except the ITINÉA) and extra sleeping areas can be added (sleeping spaces under the trailer or annexes).

## Summary

150 CAMPLAIR

152 GALLÉON

154 ODYSSÉE

156 ITINÉA

158 CAMPTRAIL

160 Technical specifications

162 Fittings & options



PICTURED WITH ORIGINAL FITTINGS

Scan to see the  
pitching video



## CAMPLAIR

---

The CAMPLAIR trailer tent is the perfect way to ensure you enjoy comfortable holidays without breaking the bank. Lightweight (less than 500 kg), the CAMPLAIR trailer tent is really easy to two.

Its lightweight design and easy pitching make it ideal for touring holidays. Boasting 4 sleeping spaces as standard and a 9 m<sup>2</sup> living space, the CAMPLAIR lets you make the most of your holidays, whether it's just the two of you or the whole family. This trailer tent is also fitted with black sleeping spaces, so you can enjoy a better night's sleep with a gentler wake-up.

### SPECIAL FEATURES

- Quick and easy pitching
- Extremely spacious with 2 large sleeping spaces, a large living space measuring 2.3 m in depth
- Blackout sleeping spaces

The CAMPLAIR trailer tent,  
perfect for ensuring you enjoy  
your holidays in comfort!



surface area  
17 m<sup>2</sup>



number  
of beds: 2



4 sleeping areas  
as standard



tow bar  
storage (option)



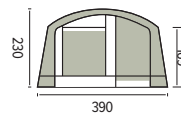
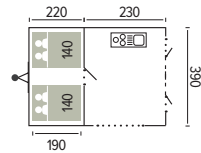
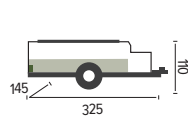
sleeping space  
under trailer  
(option)



luggage rack  
(option)

### DIMENSIONS

STANDARD VERSION - WITHOUT SHOCK ABSORBERS



View of the sleeping space





PICTURED WITH ORIGINAL FITTINGS

Scan to see the pitching video



## GALLEON

NEW COLOURS

The GALLEON trailer tent is one of our most spacious and comfortable models. Ideal for accommodating the entire family, its modern look and easy pitching make it an extremely popular model. The generous living space is over 3-metres deep and bathed in light thanks to the wide windows. Simply use the blackout blinds to manage how light or dark you want it. Benefit from a range of storage options with an outdoor storage unit (box version) or an outdoor kitchen unit (GL version). The two sleeping spaces provide an inviting, comfortable space with the dark roof creating a softer light effect.

### SPECIAL FEATURES

- Easy pitching: With a simple, curved frame
- Very spacious, with 2 large sleeping spaces, a large living space over 3-metres deep and multiple storage spaces
- Outdoor storage unit (on BOX version)
- Blackout sleeping spaces





AWNING  
CLOSED

The GALLEON  
trailer tent has a living space  
most spacious living spaces



AWNING OPEN



AWNING + SUN CANOPY + ANNEX



AWNING + SUN CANOPY



WITHOUT AWNING + SUN CANOPY



surface area  
21 m<sup>2</sup>



number  
of beds: 2



4 sleeping areas  
as standard



tow bar  
storage (option)



sleeping space  
under trailer  
(option)



luggage rack  
(option)



storage  
66 L storage



groundsheet  
zipped as  
standard



kitchen unit  
exterior  
(in GL version)



outdoor storage  
unit (on Box  
version)



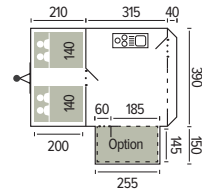
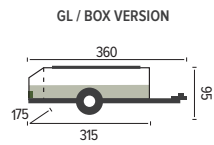
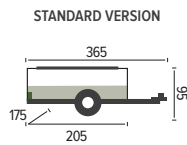
socket block  
220V/USB  
(option)



shock  
absorbers

#### DIMENSIONS

\*All versions can be fitted with a registration plate.





PICTURED WITH ORIGINAL FITTINGS

Scan to see the pitching video



## ODYSSÉE












Adventure, nature and freedom... With the ODYSSÉE trailer tent, camping holidays that you'll never forget are just around the corner. With wide PVC windows on the front and numerous mesh mosquito screen air vents, everything has been designed to ensure that you get the best lighting throughout the day. By choosing the ODYSSÉE trailer tent, you're opting for a compact, lightweight, easy to manoeuvre model. Comfort is guaranteed in this "home from home", with sleeping spaces featuring beds with slatted bases and mattresses with quilted covers. Pitching is quick and easy, with an awning attached at the rear that can easily be unfolded at the same time as the sleeping spaces.

### SPECIAL FEATURES

- Quick and easy to pitch: The awning is attached to the rear and unfolds at the same time as the sleeping spaces
- Concealable mosquito screens
- Compact, lightweight and easy to handle
- Easy Pack SYSTEM
- Blackout sleeping spaces

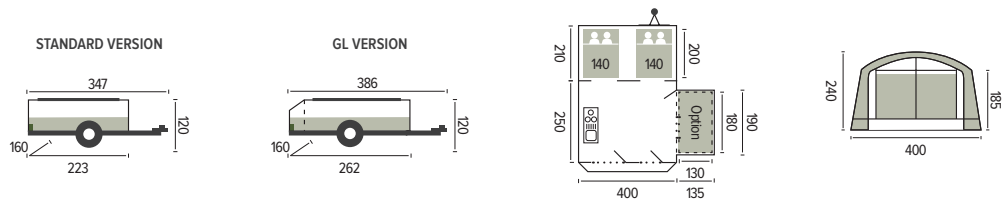
The ODYSSEE trailer tent embodies the essence of the trailer tent and offers family-sized comfort.

+

										
surface area 19 m <sup>2</sup>	number of beds: 2	4 sleeping areas as standard	groundsheets zipped as standard	socket block 220 V/USB (option)	slatted bed frame	tow bar storage (option)	sleeping space under trailer (option)	EASY PACK	luggage rack (option)	storage 66 L storage

**DIMENSIONS**

\*All versions can be fitted with a registration plate.



View of the space under the sun canopy



Front view





MODEL WITH AWNING OPTION

Scan to see the pitching video

## ITINÉA

NEW COLOURS

Camping goes upmarket with the ITINÉA trailer tent. This model's luxury features let you enjoy your holiday the way you want. Known for its exceptional comfort and stylish look, this trailer tent is quick to pitch.

In one swift motion, you can enjoy an ultra-bright living space thanks to the wide front windows and side door panels with mosquito screens. The sleeping area, including our new blackout sleeping space, offers complete privacy and comfort. Enjoy a great night's sleep on the wide bed with its slat base and quilted cover mattress. This model comes with a rigid cover with inbuilt rack and braked axle as standard.

### SPECIAL FEATURES

- Quick, one step pitching with no pegging
- Bright façade with PVC windows and integrated door (awning option)
- Side panels with windows and mosquito screens
- Slatted bed frame
- Blackout sleeping space





AWNING & SUN CANOPY

The ITINÉA model boasts a range of luxury features. This ultra-compact trailer tent boasts a range of luxury features, making it ideal for touring without compromising on comfort.



AWNING & ANNEX



AWNING OPEN



WITHOUT AWNING & SUN CANOPY



ITINÉA GL WITH KITCHEN



surface area  
9 m<sup>2</sup>



number  
of beds: 1



2 sleeping areas  
as standard



shock  
absorbers



slatted  
bed frame



storage  
96 L storage



groundsheet  
zipped as  
standard



kitchen unit  
exterior  
(in GL version)



pump &  
water reservoir

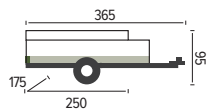


socket  
block  
220 V/USB

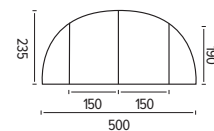
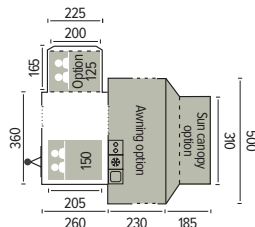
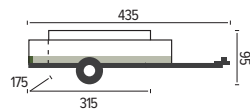
DIMENSIONS

\*All versions can be fitted with a registration plate.

STANDARD VERSION



GL VERSION



Interior view of the annex sleeping space



ITINÉA + annex sleeping space + awning



Scan to see the pitching video



## CAMPTRAIL

For touring holidays you'll never forget, choose Camptail! Camping in the great outdoors now means comfort, however you like it. Enjoy the spacious living space that easily fits a table and four chairs.

The entrance offers easy access, great ventilation and unrivalled brightness. Storage is readily available and the sleeping space has a ladder for easy access to the sleeping compartment. Designed to be adaptable, this trailer tent features a sun canopy that converts to an awning. For even greater comfort, you can detach the walls and front of the awning. This innovative model lets you to turn the tent into a trailer by simply removing the trailer tent.

### SPECIAL FEATURES

- Zipped groundsheet
- Zipped walls and façade
- 1 door + 3 removable panels + removable façade
- Trailer tent unit and towing trailer
- 10 cm high-density foam mattress
- Storage hatch under the bed
- Spacious sleeping space



The spacious living area will easily fit a table and four chairs.  
 The entrance and removable panels allow for easy access and add brightness and ventilation. Clever storage spaces provided for small bits.  
 The sleeping space has a compact ladder for access to the sleeping compartment.



surface area  
17 m<sup>2</sup>



number of beds: 1



2 sleeping areas  
as standard

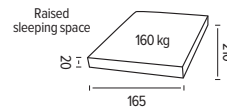
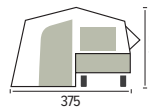
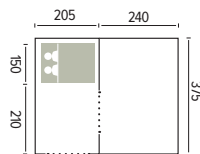
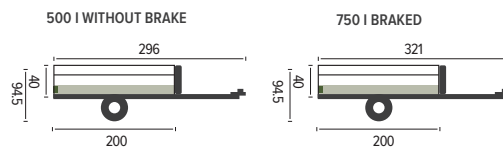


removable  
sleeping space  
trailer



annex  
(optional  
extra)

#### DIMENSIONS



Sun canopy + panels + groundsheet



# Technical specifications

## CAMPLAIR

## GALLEON

## ODYSSÉE

## ITINÉA

## CAMPTRAIL

STD

GL  
BOX

STD

GL

STD

GL

500

750

### SPECIFICATIONS

ROOF FABRIC	Quality	Cotton - 320 g/m <sup>2</sup>	Cotton - 320 g/m <sup>2</sup>	Cotton - 320 g/m <sup>2</sup>	Cotton - 320 g/m <sup>2</sup>	Cotton - 320 g/m <sup>2</sup>
	Colour	Dark grey & Beige	Off-white	Off-white & Dark grey	Off-white	Beige
WALL FABRIC	Quality	Cotton 280 - 320 g/m <sup>2</sup>	Cotton 280 - 320 g/m <sup>2</sup>	Cotton - 320 g/m <sup>2</sup>	Cotton - 320 g/m <sup>2</sup>	Cotton 280-320 g/m <sup>2</sup>
	Colour	Dark grey & Beige	Dark grey & Beige	Dark grey & Off-white	Dark grey & Beige	Green & Beige
LOWER WALL FABRICS	Quality	PVC-coated canvas 350 g/m <sup>2</sup>	PVC-coated canvas 350 g/m <sup>2</sup>	PVC-coated canvas 350 g/m <sup>2</sup>	PVC-coated canvas 350 g/m <sup>2</sup>	PVC-coated canvas 350 g/m <sup>2</sup>
	Colour	Charcoal grey	Charcoal grey	Black	Charcoal grey	Beige
	Window	Clear PVC 30/100e	Clear PVC 30/100e	Clear PVC 30/100e	Clear PVC 30/100e	Clear PVC 30/100e
	Groundsheet	-	PVC-coated canvas - 350 g/m <sup>2</sup>	PVC-coated canvas 630 g/m <sup>2</sup>	PVC-coated canvas 630 g/m <sup>2</sup>	PVC-coated canvas 630 g/m <sup>2</sup>
	Dark inner sleeping space	Polyester cotton 110 g/m <sup>2</sup>	Polyester cotton 110 g/m <sup>2</sup>	Polyester cotton 110 g/m <sup>2</sup>	Polyester cotton 110 g/m <sup>2</sup>	Polyester cotton 110 g/m <sup>2</sup>
FRAME	Type	Steel	Steel	Steel	Steel	Steel
	Coating	Zinc-coated or powder-coated polyester	Zinc-coated or powder-coated polyester	Zinc-coated or powder-coated polyester	Zinc-coated & painted	Zinc-coated or powder-coated polyester
	Diameter	Ø22/25 mm	Ø22/25 mm	Ø22/25 mm	Ø22/25 mm	Ø22/25 mm
	Power-grip handles	Yes	Yes	Yes	Yes	Yes
ZIPPER FASTENINGS	Type	YKK	YKK	YKK	YKK	YKK
	Size	Spiral coil No. 7 and No. 9 Moulded zipper M10	Spiral coil No. 7 and No. 9 Moulded zipper M10	Spiral coil No. 7 and No. 9 Moulded zipper M10	Spiral coil No. 7 and No. 9 Moulded zipper M10	Spiral coil No. 7 and No. 9 Moulded zipper M10

### BERTH

BED	Number of beds	2x2	2x2	2x2	1x2	1x2
	Insulated slatted bed frame	No	No	Yes	Yes	No
	Density	24 kg firm comfort	24 kg firm comfort	24 kg firm comfort	24 kg firm comfort	24 kg firm comfort
	Foam mattress thickness	80 mm	80 mm	80 mm	80 mm	80 mm
	Bed size	140 x 190 cm	140 x 190 cm	140 x 200 cm	150 x 205 cm	150 x 205 cm
EXTRA SLEEPING SPACES	Optional sleeping spaces	2x2	3x2	3x2	1x2	1x2
	2-person sleeping space under the trailer	Option	Option	Option	No	No
	Sleeping space annex	No	Option	Option	Option	Option

### LIVEABILITY

SURFACE AREA	Total	17 m <sup>2</sup>	21 m <sup>2</sup>	19 m <sup>2</sup>	9 m <sup>2</sup>	17 m <sup>2</sup>
	Awning	Yes	Yes	Yes	Option 13 m <sup>2</sup>	Yes
COMFORT	Sun canopy	No	Option	Option	Option	No
	Zippered groundsheet	No	Yes	Yes	Option	Option
	Vents mosquito screen	Yes	Yes	Yes	Yes	Yes
	Front mosquito screen panels	No	No	Option	No	No
	Access ladder to berth	No	No	No	No	Yes



## CAMPLAIR

## GALLEON

## ODYSSÉE

## ITINÉA

## CAMPTAIL

STD	GL BOX
-----	-----------

STD	GL
-----	----

STD	GL
-----	----

500	750
-----	-----

## BODY

WHEELS	Dimensions	500 x 10	500 x 10	155/70R13	165/70R13	155/70R13			
	Alloy wheels	No	No	No	Option	No			
	Shock absorbers	No	Yes	Yes	Yes	No			
	Spare wheel	Yes	Yes	Yes	Yes	No			
	Jockey wheel	Yes	Yes	Yes	Yes	Yes			
AXLE	Type	AL-KO	AL-KO	AL-KO	AL-KO	AL-KO			
	Brakes	Option	Yes	Yes	Yes	No	Yes		
CHASSIS	Coating	Hot dip galvanisation	Hot dip galvanisation	Hot dip galvanisation	Hot dip galvanisation	Hot dip galvanisation			
	Towbar size	1220 mm	1220 mm	1220 mm	1130 mm	950 mm	1200 mm		
BODY	Type	Zinc electroplated steel sheet	Zinc electroplated steel sheet	Zinc electroplated steel sheet	Zinc electroplated steel sheet	Galvanised steel sheet			
	Coating	Polyester paint powder	Polyester paint powder	Polyester paint powder	Polyester paint powder	-			
	Floor	HBKE with anti-slip	HBKE with anti-slip	HBKE with anti-slip	HBKE with anti-slip	12 mm wood protected by phenolic film			
TRAILER COVER	Type	Tarpaulin	Tarpaulin	Tarpaulin	Cover	Tarpaulin			
	Quality	PVC-coated canvas 630 g/m <sup>2</sup>	PVC-coated canvas 630 g/m <sup>2</sup>	PVC-coated canvas 630 g/m <sup>2</sup>	Fibreglass polyester	PVC-coated canvas 630 g/m <sup>2</sup>			
USABLE VOLUME	Storage + floor compartment	892 L	892 L + 66 L	1066 L + 66 L	920 L + 66 L	1180 L + 66 L	890 L + 96 L	1560 L + 96 L	968 L
FIT. ELEC.	220V plug + USB port	Option	Option	Option	Option	Option	Standard	Option	

## UNLADEN WEIGHT

WEIGHT	Axle without brakes	320 kg	335 kg	-	-	-	-	163-560 kg	-	
	With axle with brakes	345 kg	360 kg	400 kg	400 kg	440 kg	440 kg	560 kg	-	200-387 kg
	With kitchen	-	-	400 kg	-	440 kg	-	560 kg	-	-

## AGW

STORAGE	France	499 kg	650 kg with registration	499 kg	650 kg with registration	750 kg with registration	750 kg with registration	500 kg	750 kg with registration
	Depending on country	650 kg	650 kg	650 kg	650 kg	750 kg	750 kg	500 kg	750 kg
	EASY PACK	No	No	No	No	Yes	No	No	No
	Tow bar storage box 300 L	Option	Option	Option	Option	Option	No	No	Option
	Luxury tow bar storage compartment 240 L	No	No	No	No	No	Standard	No	No
	Roof-rack	Option max. load 60 kg	Option max. load 60 kg	Option max. load 60 kg	Option max. load 60 kg	Option max. load 60 kg	Standard max. load 50 kg	No	No
	Storage brackets	Option	Option	Option	Option	Option	No	No	No

## KITCHEN

			STANDARD ADJUSTABLE	STANDARD ADJUSTABLE	STANDARD FIXED				
<b>OUTDOOR KITCHEN UNIT</b>									
Max. load	-	-	-	25 kg	-	25 kg	-	50 kg	-
Easy-to-use wheels	-	-	-	Option	-	Option	-	No	-
Sink	-	-	-	Yes	-	Yes	-	Yes	-
Water pump	-	-	-	No	-	Yes	-	Yes	-
Burners	-	-	-	3 hobs or 2 grill hobs	-	2 hobs	-	3 hobs	-
Drawers	-	-	-	No	-	Yes	-	Yes	-
Internal shelves	-	-	-	Yes	-	Yes	-	Yes	-
Gas bottle holder	-	-	-	No	-	Yes	-	No	-

\*As the BOX is a storage item only, all specifications relating to the kitchen (burners, water pump, etc.) are not applicable to this model. A photo of this BOX can be found on page 141.




\* Photos non-binding

# Fittings & options

		CAMPLAIR	GALLEON	ODYSSÉE	ITINÉA	CAMPTRAIL
<b>CANVAS ACCESSORIES</b>						
AWNING		△	▲	▲	△	▲
SUN CANOPY		-	△	△	△	-
ANNEX SLEEPING SPACE		-	△	△	△	△
UNDER-TRAILER SLEEPING SPACE		△	△	△	-	-
<b>KITCHEN ACCESSORIES</b>						
4-WHEEL KIT		-	-	△ Odyssee GL	-	-
KITCHEN ACCESSORIES KIT		-	-	▲	△	-
ICE BOX		-	-	-	△	-

▲ STANDARD FITTINGS

△ OPTIONS



		CAMPLAIR	GALLEON	ODYSSÉE	ITINÉA	CAMPTRAIL
<b>STORAGE &amp; PROTECTION ACCESSORIES</b>						
BRACKET STORAGE		△	△	△	-	-
DOOR LUGGAGE ROOF-RACK		△	△	△	▲	-
<b>WHEEL &amp; AXLE ACCESSORIES</b>						
ALUMINIUM BRACKETS		-	-	-	▲	-
SPARE WHEEL		▲	▲	▲	▲	-
JOCKEY WHEEL		▲	▲	▲	▲	▲
WHEEL SUPPORT		▲	▲	▲	▲	-
KIT 2 SHOCK ABSORBERS		-	▲	▲	▲	-

▲ STANDARD FITTINGS

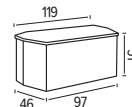
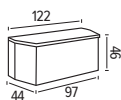
△ OPTIONS

**ELECTRICITY ACCESSORIES**

CAMPLAIR GALLEON ODYSSEE ITINÉA CAMPTRAIL

	CAMPLAIR	GALLEON	ODYSSEE	ITINÉA	CAMPTRAIL
<b>POWER SOCKET BLOCK</b> 	△	△	△	▲	△
<b>LED 13 CONNECTION KIT</b> 	△	△	△	△	△

**TOW BAR STORAGE**



**LUXURY TOWBAR STORAGE COMPARTMENT 240 L**

Essential for transporting a fridge, a toilet, gas cylinder, etc.

**TOWBAR STORAGE COMPARTMENT 300 L**

Essential for transporting a fridge, a toilet, a gas cylinder, etc.

**COMPARTMENTS**

CAMPLAIR GALLEON ODYSSEE ITINÉA CAMPTRAIL 500 I 750

	CAMPLAIR	GALLEON	ODYSSEE	ITINÉA	CAMPTRAIL 500 I 750
<b>LUXURY TOWBAR STORAGE COMPARTMENT 240 L</b>	-	-	-	▲	-
<b>TOWBAR STORAGE COMPARTMENT 300 L</b>	△	△	△	-	-   △

▲ STANDARD FITTINGS

△ OPTIONS

**TRIGANO**



## RACLET Trailer tents

# Raclet, the high-quality experience

*RACLET trailer tents are entirely made in France.*



With over 80 years of experience in manufacturing camping equipment, we take great care to select only the best components to ensure our products endure the test of time: High-quality outdoor-treated cotton, unbreakable seams, YKK zips, TRIGANO or AL-KO axles, galvanised chassis and more.

Most models come with a groundsheet attached to the awning to provide complete protection against damp and insects.

*RACLET trailer tents combine the comfort of modern caravans with the pleasure of camping holidays in tents.*

These are tents which are built into trailers. They are easy to fold and pitch in a few simple motions. They contain one or more sleeping spaces, in addition to an awning that comes in various sizes depending on the chosen model and intended purpose. Whether it's for just the two of you or the whole family, RACLET products cater for all your needs in terms of comfort and practicality to make your camping holidays pleasant and enjoyable and leave you with some great memories.

## 80 YEARS

For 80 years, RACLET's key asset has been its expertise and it has never stopped its continual pursuit of improving its products.

## YKK

All our products use YKK zips and for greater resistance.

## OK

Enjoy carefree holidays with all the reliability and comfort of RACLET products.

# RACLET, a sign of quality

**TEXYLOOP®**  
A CLOSELOOP INDUSTRY

In order to implement a certified environmental approach and manage the life cycle of our products, **for RACLET, we've joined forces with TEXYLOOP to recycle 100% of our PVC canvases.**

Recycling is currently the only effective solution we have for limiting our environmental impact and reducing the amount of waste produced. Every ton of new raw material produced by TEXYLOOP recycling equals the same savings in resources and energy.

TEXYLOOP is a fully operational industrial recycling process, bringing together a Europe-wide collection network. **TEXYLOOP enables 100% of textile components** to be recycled and helps foster the reuse of fabrics in a variety of ways by businesses.



## APPROVAL - EC APPROVAL

**All of our trailer tents comply with current European standards and meet the latest road safety requirements.**

This means that our trailer tents can be used in all EU member states.

## Overview

168 SAFARI

170 SOLENA

172 PANAMA UP

175 Technical specifications

174 Fittings & options



PICTURED WITH ORIGINAL FITTINGS

Scan to see the  
pitching video



## SAFARI

The SAFARI trailer tent has all the space and comfort a family could wish for, meaning you're guaranteed a fantastic holiday! You'll love its modern style and wide windows. This spacious trailer tent, with a huge living space and two large sleeping spaces, featuring a quilted mattress, also boasts great storage space.

The Safari trailer tent's unrivalled brightness IS EASY TO MANAGE THANKS TO THE window blinds. Wide air vents with mosquito screens provide added comfort. The simple, curved frame of this trailer tent makes it easy to pitch. Two positions make it easy to load the trailer and there is also an adjustable trailer cover.

### SPECIAL FEATURES

- Easy pitching with a simple, curved frame
- Spacious with two large sleeping spaces, a large living space and a good amount of storage space: family use
- Modern lines with rounded shapes
- Dark sleeping spaces to filter out light
- Featuring wide windows for maximum light. All of these windows are fitted with blackout blinds
- Large vents with mosquito screens
- Quilted comfortable mattress
- Adjustable cover with two positions for trailer loading



The comfortable  
top-design solution for families.



LONG-STAY



QUICK  
PITCHING: 20 MINS



surface area  
29 m<sup>2</sup>



number  
of beds: 2



4 sleeping areas  
as standard



slatted  
bed frame



storage  
66 L storage



groundsheet  
zipped as  
standard



socket block  
220 V/USB  
(option)

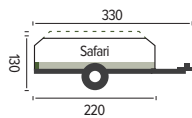


kitchen unit  
(in GL version)

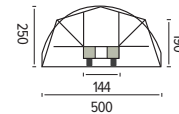
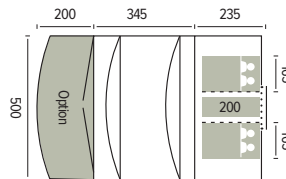
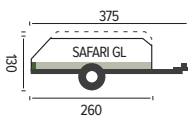
DIMENSIONS

\*All versions can be fitted with a registration plate.

STANDARD VERSION



GL VERSION



SAFARI GL



Sun canopy option pictured





PICTURED WITH ORIGINAL FITTINGS

Scan to see the  
pitching video



## SOLENA

The SOLENA model combines practicality with comfort. This is the perfect solution for those looking for a trailer tent suitable for touring. The Solena has tons of great features and can be pitched in no time at all. It's compact and lightweight, making it ideal for all types of terrain, including places where you can't stake pegs. Perfect for an adventure! Designed for couples and small families, the SOLENA trailer tent is the height of comfort with its quilted mattress and wide, round windows that let in the sunlight. The rigid cover is made with reinforced polyester and the trailer can be locked.

### SPECIAL FEATURES

- Quick, one-step pitching
- No pegging. Can be pitched on hard ground
- Compact, lightweight and easy to handle
- Rigid cover
- Lock-protected trailer opening
- Quilted comfortable mattress
- Blackout sleeping space to keep out light

For couples or small families  
who enjoy frequent trips.



TRAILER WITH RIGID COVER AND ROOF RACK



TOURING



QUICK  
PITCHING: 5 MINS



surface area  
12 m<sup>2</sup>  
(with sun canopy)



number  
of beds: 1



2 sleeping areas  
as standard



slatted  
bed frame



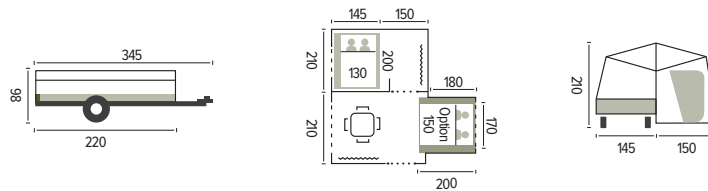
storage  
66 L storage



socket block  
220 V/USB  
(option)

#### DIMENSIONS

\*All versions can be fitted with a registration plate.



Pictured with annex option



PICTURED WITH ORIGINAL FITTINGS

Scan to see the  
pitching video



## PANAMA UP

Picture this: Camping holidays, simpler than ever! The PANAMA UP trailer tent lets you enjoy your holiday from the moment you arrive thanks to its quick one-step pitching. This modular, scalable model can accommodate two additional people in the optional sleeping space annex, which also creates more storage space. Designed to work perfectly in any situation, the Panama Up is perfect for fans of camping while on the road. Its brightness, space and comfort make this one of our most popular models. The EASY PACK system provides simple access to the storage compartment.

### SPECIAL FEATURES

- Quick, one-step pitching
- Modular, it can sleep up to four people and offer a large storage space
- Suited to frequent travelling
- The EASY PACK makes it easier to access the storage unit
- Blackout sleeping space to keep out light

The scalable solution  
that adapts to your  
every need.



surface area  
14.5 m<sup>2</sup>  
(with  
awning)



number  
of beds: 1



2 sleeping spaces  
as standard



EASY  
PACK



220V plug/USB port  
power supply (standard  
on GL - option on STD)



slatted  
bed frame

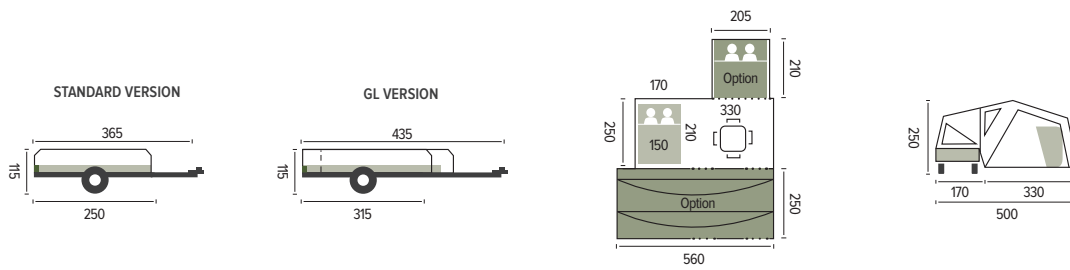


storage  
96 L storage



kitchen unit  
exterior  
(in GL version)

### DIMENSIONS



EASY PACK



Pictured with awning and sleeping space annex option



# Technical Specifications

SAFARI  
STD | GL

SOLENA

PANAMA UP  
STD | GL

## SPECIFICATIONS

	SAFARI		SOLENA	PANAMA UP	
	STD	GL		STD	GL
<b>FABRIC</b>	Roof: quality	Cotton 320 g/m <sup>2</sup>	Cotton 320 g/m <sup>2</sup>	Cotton 320 g/m <sup>2</sup>	
	Roof: colour	Beige	Dark Grey	Beige	
	Walls: quality	Cotton 280 -320 g/m <sup>2</sup>	Cotton 320 g/m <sup>2</sup>	Cotton 280 -320 g/m <sup>2</sup>	
	Walls: colour	Mocha & beige	Off-white	Mocha & beige	
	Bottom wall section: quality	PVC-coated canvas 350 g/m <sup>2</sup>	PVC-coated canvas 350 g/m <sup>2</sup>	PVC-coated canvas 350 g/m <sup>2</sup>	
	Bottom wall section: colour	Chocolate	Charcoal grey	Beige	
	Window	Clear PVC 30/100e	Clear PVC 30/100e	Clear PVC 30/100e	
	Groundsheet	PVC-coated canvas 350 g/m <sup>2</sup>	PVC-coated canvas 350 g/m <sup>2</sup>	PVC-coated canvas 630 g/m <sup>2</sup>	
	Dark inner tent	Polyester cotton 110 g/m <sup>2</sup>	Polyester cotton 110 g/m <sup>2</sup>	Polyester cotton 110 g/m <sup>2</sup>	
<b>FRAME</b>	Type	Steel	Steel	Steel	
	Coating	zinc-coated or powder-coated polyester	zinc-coated or powder-coated polyester	zinc-coated or powder-coated polyester	
	Diameter	Ø22/25 mm	Ø22/25 mm	Ø22/25 mm	
	Power-grip handles	Yes	Yes	Yes	
<b>ZIPS</b>	Type	YKK	YKK	YKK	
	Size	Coil zipper No.7 and No.9 Moulded zipper M10	Coil zipper No.7 and No.9 Moulded zipper M10	Coil zipper No.7 and No.9 Moulded zipper M10	

## BERTH

<b>BED</b>	Number of beds	2x2	1x2	1x2	
	Insulated slatted bed frame	Yes	Yes	Yes	
	Density	24 kg firm quilted comfort	24 kg firm quilted comfort	24 kg firm comfort	
	Thick foam mattress	80 mm	60 mm	80 mm	
	Bed size	165 x 200 cm	130 x 200 cm	150 x 210 cm	
<b>EXTRA BERTHS</b>	Optional beds	2x2	1x2	1x2	
	2-person sleeping space under the trailer	Option	No	No	
	Sleeping space annex	No	Option	Option	

## LIVEABILITY

<b>SURFACE AREA</b>	Total	29 m <sup>2</sup>	12 m <sup>2</sup> (without sun canopy)	14.5 m <sup>2</sup> (without awning)	
	Awning	Yes	Option	Option	
<b>COMFORT</b>	Zippered awning groundsheet	Yes	Yes	Yes	
	Zippered living area groundsheet	-	-	Yes	
	Sun canopy	Option	Option	No	
	Mosquito screen ventilation	Yes	Yes	Yes	
	Ladder to reach bed	No	No	Yes	
	Front mosquito screen panels	No	No	No	

## BODY

<b>WHEELS</b>	Dimensions	155/70R13	500 x 10	165/70 R 13	
	Alloy wheels	No	No	Option	
	Shock absorbers	Yes	Option on braked	Yes	
	Jockey wheel	Yes	Yes	Yes	
<b>AXLE</b>	Type	AL-KO	AL-KO	AL-KO	
	Brakes	Yes	Option	Yes	
<b>CHASSIS</b>	Coating	Hot dip galvanisation	Hot dip galvanisation	Hot dip galvanisation	
	Towbar size	1220 mm	1220 mm	1130 mm	
<b>BODY</b>	Type	Zinc electroplated steel sheet	Zinc electroplated steel sheet	Zinc electroplated steel sheet	
	Coating	Polyester paint powder	Polyester paint powder	Polyester paint powder	
	Floor	HBKE with non-slip	HBKE with non-slip	HBKE with non-slip	
<b>TRAILER COVER</b>	Type	Tarpaulin	Cover	Tarpaulin	
	Quality	PVC-coated canvas 630 g/m <sup>2</sup>	Fibreglass Polyester	PVC-coated canvas 630 g/m <sup>2</sup>	

## BODY

<b>VOLUME</b>	Storage + floor compartment	1247 L + 66 L	1421 L + 66 L	500 L + 66 L	1560 L
<b>FIT. ELEC.</b>	220V plug + USB port	Option	Option	Option	Option Standard
<b>UNLADEN WEIGHT</b>					
<b>WEIGHT</b>	Axle without brakes	-	-	320 kg	-
	Axle with brakes	420 kg	460 kg	345 kg	380 kg 500 kg
	Kitchen	455 kg	460 kg	-	415 kg 500 kg
<b>AGW</b>					
<b>STORAGE</b>	France	750 kg with registration		499 kg	750 kg with registration
	Depending on country	750 kg		499 kg	750 kg
	Easy pack	No		No	Yes
	Tow bar storage box 195 L.	Option		Option	No
	Tow bar storage box 300 L.	Option		Option	No
	Luxury tow bar storage box 240L.	No		No	Standard
	Roof-rack	Option max. load 60 kg		Standard max. load 50 kg	Option max. load 60 kg
	Storage brackets	Option		Option	No

## KITCHEN

OUTDOOR KITCHEN UNIT	ADJUSTABLE AS STANDARD		STANDARD FIXED		
Max. load	-	25 kg	-	-	50 kg
Easy use wheels	-	Option	-	-	No
Sink	-	Yes	-	-	Yes
Water pump	-	Yes	-	-	Yes
Burners	-	3 hobs or 2 grill hobs	-	-	3 hobs
Drawers	-	Yes	-	-	Yes
Internal shelves	-	Yes	-	-	Yes
Gas bottle holder	-	Yes	-	-	No

# Fittings & options

		SOLENA	SAFARI	PANAMA
<b>CANVAS ACCESSORIES</b>				
AWNING		△	▲	△
SIDE PANELS AND GROUNDSHEETS		△	▲	△
LUXURY SUN CANOPY		-	△	△
STANDARD / SOLETTE SUN CANOPY		△	△	△
SLEEPING SPACE ANNEX		△	-	△
UNDER-TRAILER SLEEPING SPACE		-	△	-
<b>KITCHEN ACCESSORIES</b>				
4-WHEEL KIT		-	△	-
KITCHEN ACCESSORIES KIT		-	-	△ GL model
ICE BOX		-	-	△ GL model

▲ STANDARD FITTINGS

△ OPTIONS



**STORAGE & PROTECTION ACCESSORIES**

SOLENA

SAFARI

PANAMA

BRACKET STORAGE



△

△

-

DOOR LUGGAGE ROOF-RACK



-

△

△

**WHEEL & AXLE ACCESSORIES**

ALUMINIUM BRACKETS



-

-

△

SPARE WHEEL



▲

▲

▲

JOCKEY WHEEL



▲

▲

▲

WHEEL SUPPORT



▲

▲

▲

KIT 2 SHOCK ABSORBERS





△  
Model without  
brake option

▲

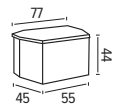
▲

▲ STANDARD FITTINGS

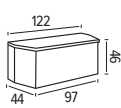
△ OPTIONS

		SOLENA	SAFARI	PANAMA
<b>ELECTRICITY ACCESSORIES</b>				
POWER SUPPLY UNIT		△	△	△ STD model ▲ GL model
LED 13 CONNECTION KIT		△	△	△

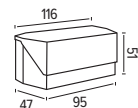
**TOW BAR STORAGE**



**TOW BAR STORAGE COMPARTMENT 195 L**



**LUXURY TOW BAR STORAGE COMPARTMENT 240 L**



**TOW BAR STORAGE COMPARTMENT 300 L**

	SOLENA	SAFARI	PANAMA
<b>STORAGE COMPARTMENTS</b>			
TOWBAR STORAGE COMPARTMENT 195 L	△	△	-
LUXURY TOWBAR STORAGE COMPARTMENT 240 L	-	-	▲
TOWBAR STORAGE COMPARTMENT 300 L	△	△	-

▲ STANDARD FITTINGS      △ OPTIONS



GRAPHIC CREATION: STARTEO

**TRIGANO**

[trigano-camping.com](http://trigano-camping.com)

